

BIJNI COLLEGE, BIJNI

ARTS AND SCIENCE STREAM

www.bjnicollege.ac.in



STUDENT SATISFACTION SURVEY REPORT (2023-2024)

Submitted To

INTERNAL QUALITY ASSURANCE CELL (IQAC)

BIJNI COLLEGE, BIJNI

Email: iqacbijnicollege@gmail.com

Report of Student's Satisfaction Survey (SSS):2023-2024

The college has successfully obtained feedback on Syllabus and syllabus transaction from six hundred forty (640) students of M.A, B.A and B. Sc programmes having major and general course through online questionnaire (Google Forms). It consists of 11 questions on the quality of M.A and TDC (Arts and Science) syllabus and its transactions. Collected feedback forms have been analyzed as per different questionnaires /parameters given below:

Parameter-1: The syllabus covered through Online Mode

- [a] 56.1% of the students found it Good.
- [b] 18.9% of the students found it Very Good.
- [c] 15.6% of the students found it Unsatisfactory.
- [d] 9.4% of the students found it Satisfactory.

Parameter-2: The syllabus covered in the Class Room

- [a] 53.9% of the students found it Good.
- [b] 29.4% of the students found it Very Good.
- [c] 11.3% of the students found it Satisfactory.
- [d] 5.4% of the students found it Unsatisfactory.

Parameter-3: The overall coverage of the syllabus

- [a] 60.5% of the students found it Good.
- [b] 18.8% of the students found it Very Good.
- [c] 12.7% of the students found it Satisfactory.
- [d] 8.1% of the students found it Unsatisfactory.

Parameter-4: Preparation of Teachers for the classes

- [a] 52.7% of the students found it Good.
- [b] 33% of the students found it Very Good.
- [c] 9.2% of the students found it Satisfactory.
- [d] 5.1% of the students found it Unsatisfactory.

Parameter-5: Punctuality of Teachers in taking classes

- [a] 54.8% of the students found it Good.
- [b] 30% of the students found it Very Good.
- [c] 8.9 % of the students found it Satisfactory.
- [d] 6.3 % of the students found it Unsatisfactory.

Parameter-6: Identification of student's weakness and suggestions to improve by the teachers.

- [a] 57.7% of the students found it Good.
- [b] 22.2% of the students found it Very Good.
- [c] 12.2 % of the students found it Satisfactory.
- [d] 8 % of the students found it Unsatisfactory.

Parameter-7: Encouragement by the teachers to participate in extra-curricular activities.

- [a] 57.2 % of the students found it Good.
- [b] 24.2% of the students found it Very Good.
- [c] 11.7% of the students found it Satisfactory.
- [d] 6.9 % of the students found it Unsatisfactory.

Parameter-8: Percentage of teachers using ICT tools like LCD projector, Multimedia etc. in Teaching.

- [a] 53% of the students found it Good.
- [b] 19.1% of the students found it Very Good.
- [c] 14.8% of the students found it Unsatisfactory.
- [d] 13.1% of the students found it Satisfactory.

Parameter-9: Fairness of the internal evaluation process.

- [a] 62.8% of the students found it Good.
- [b] 18.8% of the students found it Very Good.
- [c] 7.8% of the students found Unsatisfactory.
- [d] 10.6 % of the students found Satisfactory.

Parameter-10: Ability of Teachers to communicate.

- [a] 57.5% of the students found it Good.
- [b] 30% of the students found it Very Good.

Parameter-11: Overall experience with internal assessments (assignment, presentation etc.).

- [a] 60.3% of the students found it Good.
- [b] 25 % of the students found it Very Good.


IQAC Co-ordinator
Bijni College, Bijni
Co-Ordinator
IQAC
Bijni College, Bijni


Principal
Bijni College, Bijni
Principal
Bijni College, Bijni

Survey Response Analysis

Parameter-1: The syllabus covered in Online Mode

Observations:

A Total of 75% (Very Good and Good) **students** believe that majority of the syllabus covered in online classes during Covid-19 period.

Parameter-2: The syllabus covered in the Class Room

Observations:

A Total of 83.3% (Very Good and Good) **students** believe that remaining syllabus was covered in the offline class.

Parameter-3: The overall coverage of the syllabus

Observation:

A Total of 79.3% (Very Good and Good) **students** believe that syllabus was satisfactorily covered in the online and offline classes.

Parameter-4: Preparation of Teachers for the classes

Observation:

A Total of 85.7% (Very Good and Good) **students** believe that most of the teachers were preparing very well for their classes.

Parameter-5: Punctuality of Teachers in taking classes

Observation:

A Total of 84.8% (Very Good and Good) **students** agree that most of teachers were punctual for their classes.

Parameter-6: Identification of student's weakness and suggestions to improve by the teachers.

Observation:

A Total of 79.9% (Very Good and Good) **students** believe that identification of student's weakness and suggestions for improvement given by the teachers are most accurate and encouraging.

Parameter-7: Encouragement by the teachers to participate in extracurricular activities.

Observation:

A Total of 81.4% (Very Good and Good) **students** believe that encouragement by the teachers to participate in extracurricular activities is most encouraging and well directed.

Parameter-8: Percentage of teachers using ICT tools like LCD projector, Multimedia etc. in teaching.

Observation:

A Total of 72.1% (Very Good and Good) **students agree** that the majority of the teachers use ICT tools wherever necessary.

Parameter-9: Fairness of the internal evaluation process.

Observation:

A Total of 81.6% (Very Good and Good) **students believe** that the internal evaluation process is usually fair and satisfactory enough by the teacher.

Parameter-10: Ability of Teachers to communicate.

Observation:

A Total of 87.5% (Very Good and Good) **students believe** that teachers communicate and interact very well with students.

Parameter-11: Overall experience with internal assessments (assignment, presentation etc.).

Observation:

A Total of 87.5% (Very Good and Good) **students agree** that overall quality of the teaching learning process in the institute is very good.

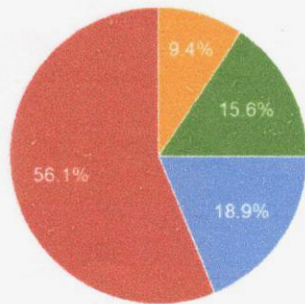

IQAC Co-ordinator
Bijni College, Bijni
Co-Ordinator
IQAC
Bijni College, Bijni


Principal
Bijni College, Bijni
Principal
Bijni College, Bijni

Students Satisfaction Survey Feedback Report

[1] The syllabus covered in online classes.

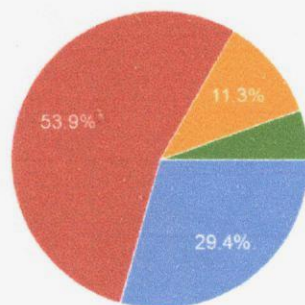
640 responses



● Very Good
● Good
● Satisfactory
● Unsatisfactory

[2] The syllabus covered in the class Room.

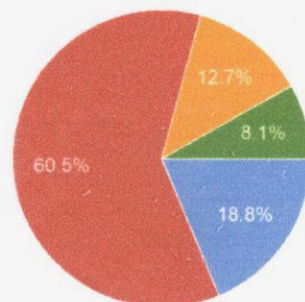
640 responses



● Very Good
● Good
● Satisfactory
● Unsatisfactory

[3] The overall coverage of the syllabus.

640 responses



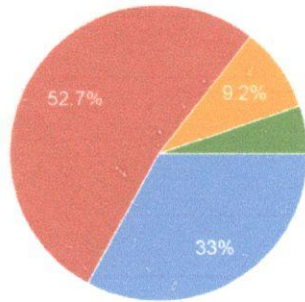
● Very Good
● Good
● Satisfactory
● Unsatisfactory


Co-Ordinator
IQAC
Bijni College, Bijni


Principal
Bijni College, Bijni

[4] Preparation of Teachers for the classes.

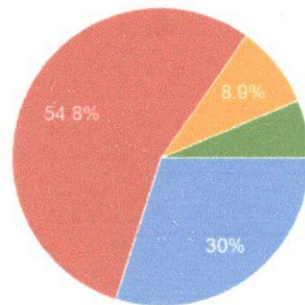
640 responses



- Very Good
- Good
- Satisfactory
- Unsatisfactory

[5] Punctuality of Teachers in taking classes.

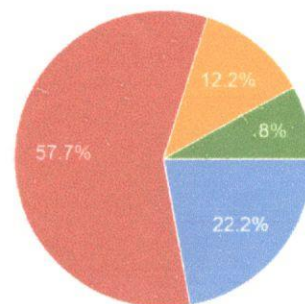
640 responses



- Very Good
- Good
- Satisfactory
- Unsatisfactory

[6] Identification of student's weakness and suggestions to improve by the teachers.

640 responses



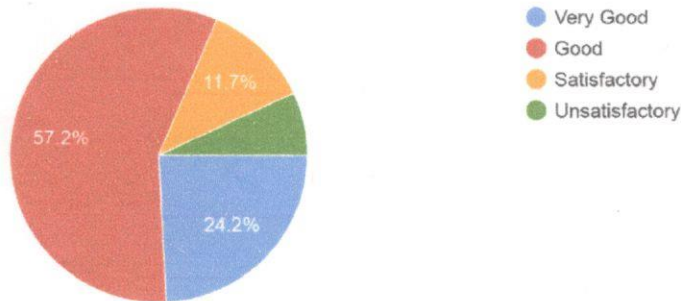
- Very Good
- Good
- Satisfactory
- Unsatisfactory


Co-Ordinator
IQAC
Bijni College, Bijni


Principal
Bijni College, Bijni

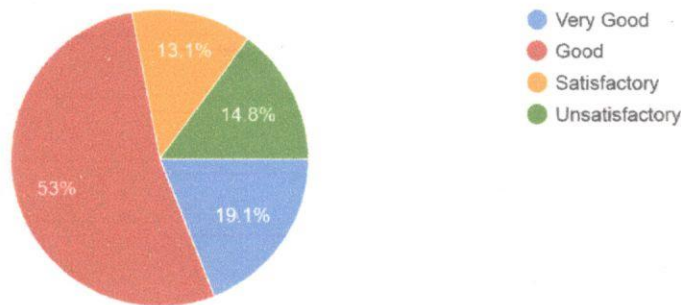
[7] Encouragement by the teachers to participate In Extracurricular activities.

640 responses



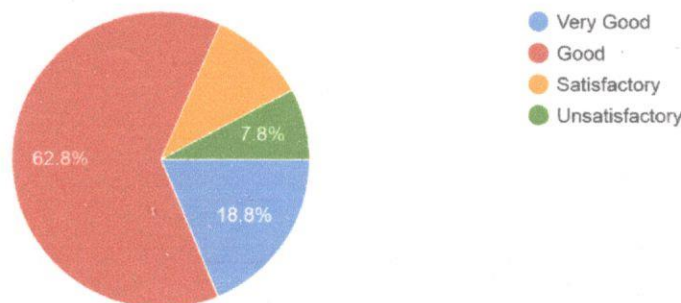
[8] Percentage of teachers using ICT tools like LCD Projector, Multimedia etc. in teaching.

640 responses



[9] Fairness of the internal evaluation process.

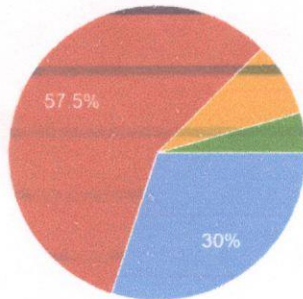
640 responses




Co-Ordinator
IQAC
Bijni College, Bijni

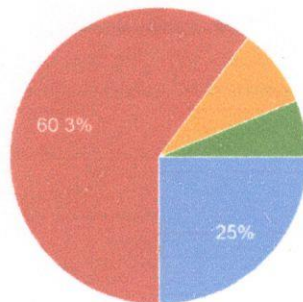

Principal
Bijni College, Bijni

[10] Ability of Teachers to communicate.
640 responses



- Very Good
- Good
- Satisfactory
- Unsatisfactory

[11] Overall experience with internal assessments (Assignment, Presentation etc.)
640 responses



- Very Good
- Good
- Satisfactory
- Unsatisfactory


Co-Ordinator
IQAC
Bijni College, Bijni


Principal
Bijni College, Bijni