

BIJNI COLLEGE OF ARTS AND SCIENCE

BIJNI COLLEGE, BIJNI, CHIRANG DISTRICT

ASSAM, INDIA

783390

www.bijnicollege.ac.in

**STAKEHOLDERS FEEDBACK ANALYSIS REPORT
(2018-2019)**



Submitted To

INTERNAL QUALITY ASSURANCE CELL (IQAC)

BIJNI COLLEGE, BIJNI

Email: iqacbijnicollege@gmail.com

Dr. JABIN CHANDRA RAY
Assistant professor &
Convenor, Feedback Cell, IQAC
Department of Botany
Bijni College, Bijni
Bijni-783390, Assam, India
Email: jabinchray1@gmail.com

DECLARATION

I, Dr. Jabin Chandra Ray, Convenor, Student/Stakeholder's Feedback Cell, IOAC, declare that the report entitled "Stakeholders Feedback Analysis Report (2018-2019)" is the bonafide record of the independent research work carried out by me/we under the supervision of Dr. Arup Sarkar, Co-ordinator, IQAC, Bijni College, Bijni, Assam, India. This has not been submitted earlier elsewhere for the award of any diploma, degree or fellowship.

Jabin Chandra Ray

(Dr. Jabin Chandra Ray)
Co-ordinator,
Student/Stakeholder's Feedback Cell, IQAC
Convenor,
Feedback Cell
Bijni College, Bijni



BIJNI COLLEGE: BIJNI

Bijni, Chirang district, Assam, India

Bijni-783390

www.bijnicollege.ac.in

From:

Dr. Arup Sarkar

Assistant professor, English &

Co-Ordinator, IQAC

Tele: 943502355 (M)

Email: sarkaearup@yahoo.com

Date: 23th April, 2019

CERTIFICATE

This is to certify that the report entitled "Stakeholders Feedback Analysis Report (2018-2019)", which has been submitted by Dr. Jabin Chandra Ray, Convenor, Student/Stakeholder's Feedback Cell, IQAC is a record of original research works carried out by him/they under my supervision. He has fulfilled all the criteria for submitting the report

The results embodied in the report have not been submitted to any other institution for the award of any degree or diploma.


(Dr. Arup Sarkar)

Assistant professor, English &

Co-Ordinator, IQAC

Bijni College, Bijni

Bijni-78339

Assam, India

Co-Ordinator

IQAC

Bijni College, Bijni

ACKNOWLEDGEMENTS

The work presented in this report would have not been possible without my close association with many people. So, it would be unjustified if I don't take this opportunity to express my sincere gratitude to them from the deepest corner of my heart.

*Above all, I express highly my sincere gratitude to my honorable **Principal (Dr.) Birhas Giri Basumatary** who has so kindly given me the opportunity to work as Convenor, feedback cell, IQAC. I owe my sincere gratitude and thank to **Dr. Arup Sarkar, Co-Ordinator, IQAC, Bijni College, Bijni** for his constant support and encouragement throughout the study period.*

I sincerely acknowledge the Student/ Stakeholder's feedback members namely Mr. Mohizur Rahaman, Assistant professor, Department of Mathematics, Miss. Swapna Saha, Assistant professor, Department of Chemistry and Dr. Prasanta Das, Assistant professor, Department of Mathematics, Bijni College, Bijni, Assam, for helping in various ways during the course of my study period

*I would like to thank **Rabi Gosh, Computer Assistant, IQAC, Bijni College, Bijni, Assam** for his support and sharing with college website.*

I thank all HODs, Teaching and non-teaching staff of the college in supporting data collection process from the stakeholder's.

My praises and thanks to God, the almighty, for his showers of blessings throughout my research work to complete the entrust works successfully

Jabin Chandra Ray

(DR. JABIN CHANDRA RAY)

Convenor,
Feedback Cell
Bijni College, Bijni

CONTENTS

	Page Nos
Declaration	ii
Certificate	iii
Acknowledgement	iv
Contents	v
Chapter 1: INTRODUCTION	1
1.1. About the college	
1.2. Stakeholders	
Chapter 2: Students Feedback analysis Report (2018-2019)	3-6
Chapter 3: Teachers Feedback analysis Report (2018-2019)	8-10
Chapter 4: Alumni Feedback Report (2018-2019)	12-13
Chapter 5: Conclusion	14
ANNEXURE	

**STAKEHOLDERS FEEDBACK ANALYSIS REPORT
(2018-2019)**

INTRODUCTION

Internal Quality Assurance Cell (IQAC) makes it a tradition to mandatorily collect feedback from stakeholders- students, teachers, employers and alumni. This is done by the Student/ Stakeholder's feedback cell. They collect and analyze the feedback received and make suggestions to appropriate bodies so as to imitate the action for improvement. Feedback is collected from students, teachers and alumni through manually.

ABOUT THE COLLEGE

Bijni College is one of the premier colleges situated in BTAD, Assam, India established in 1969. The college is affiliated to Gauhati University with 14 departments at UG (Science & Arts) and 1 PG department. It is accredited B⁺ by NAAC.

STAKEHOLDERS

- Feedback from Students about teaching and learning, Laboratory, Infrastructural facilities, Library, Hostel facilities.
- Feedback from Teachers about Curriculum, Infrastructural facilities, Library and Research facilities.
- Feedback from Alumni.

BIJNI COLLEGE OF ARTS AND SCIENCE

BIJNI COLLEGE, BIJNI, CHIRANG DISTRICT

ASSAM, INDIA

783390

www.bijnicollege.ac.in**STUDENTS FEEDBACK ANALYSIS REPORT
(2018-2019)**

Submitted To

INTERNAL QUALITY ASSURANCE CELL (IQAC)

BIJNI COLLEGE, BIJNI

Email: iqacbijnicollege@gmail.com

Chapter: 2

STUDENTS FEEDBACK**No. of responses: 150**

% FEEDBACK ANALYSIS (2018-2019)						
Sl No	Parameters	Excellent	Very Good	Good	Average	Need Improvement
[1]	How well did the teachers prepare for the class?	3	45	25	17	10
[2]	How much of the syllabus was covered in the class?	4	37	42	9	8
[3]	How well were the teachers able to communicate	6	49	22	13	10
[4]	What percentage of teachers use ICT tools such As LCD Projector Multimedia etc. while teaching.	2	10	40	18	30
[5]	Toilets/ washrooms are clean and properly maintained.	2	10	38	25	25
[6]	Facilities available for especially abled persons.	3	14	20	33	30
[7]	The office staff is helpful and approachable.	3	10	27	27	33
[8]	Online class.	5	23	42	19	11
[9]	Boys' / Girls' common room facility.	4	30	45	9	12
[10]	Library Facilities.	2	10	50	30	8


 IQAC Coordinator
 Co-Ordinator
 IQAC
 Bijni College, Bijni


 Principal
 Principal
 Bijni College, Bijni

- [1] How well did the teachers prepare for the class? Excellent 3%; Very Good 45%; Good 25%; Average 17% and Need Improvement 10%.
- [2] How much of the syllabus was covered in the class? Excellent 4%; Very Good 37%; Good 42%; Average 9% and Need Improvement 8%.
- [3] How well were the teachers able to communicate? Excellent 6%; Very Good 49%; Good 22%; Average 13% and Need Improvement 10%.
- [4] What percentage of teachers use ICT tools such as LCD Projector, Multimedia etc. while teaching. Excellent 2%; Very Good 10%; Good 40%; Average 18% and Need Improvement 30%.

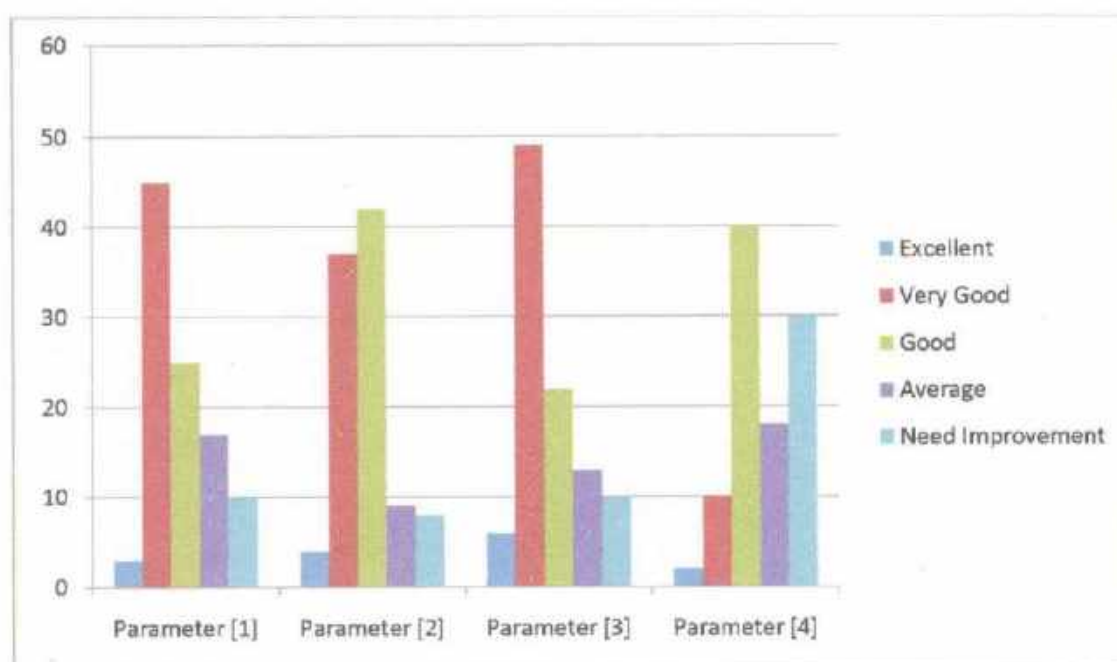


Figure 1: Students feedback analysis (2018-2019).


 Co-Ordinator
 IQAC
 Bijni College, Bijni


 Principal
 Bijni College, Bijni

[5] Toilets/ washrooms are clean and properly maintained. Excellent 2; Very Good 10%; Good 38%; Average 25% and Need Improve 25%.

[6] Facilities available for especially abled persons. Excellent 3; Very Good 14%; Good 20% Average 33% and Need Improved 30%.

[7] The office staff is helpful and approachable. Excellent 3%; Very Good 10%; Good 27%; Average 27% and Need Improved 33%.

[8] Online class. Excellent 5%; Very Good 23%; Good 42%.Average 19% and Need Improved 11%.

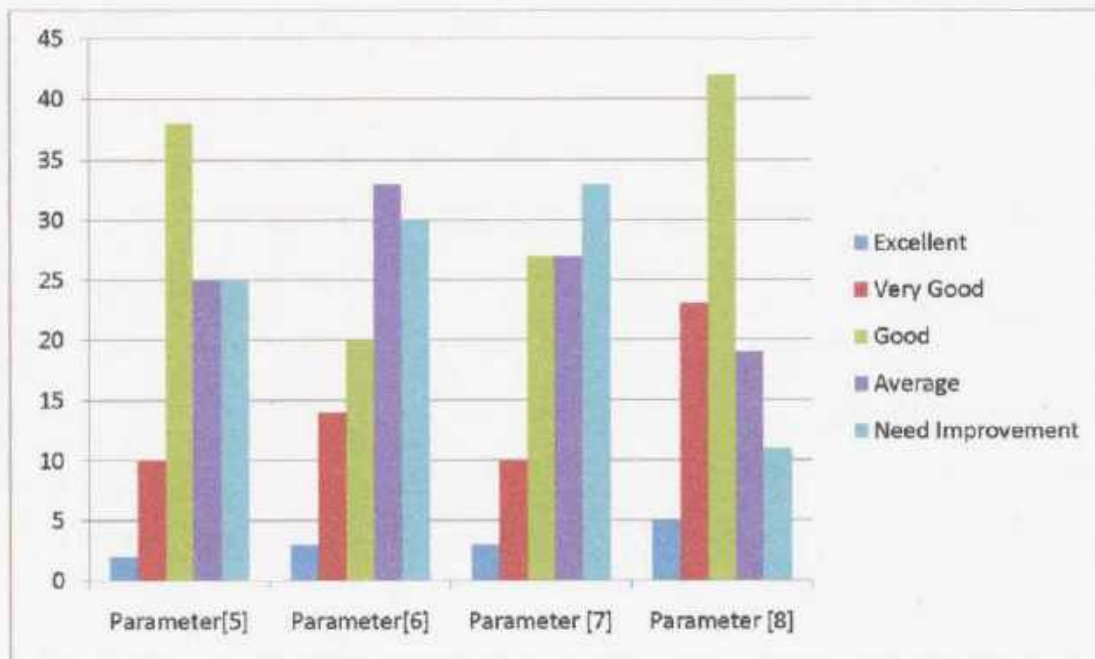


Figure 2: Students feedback analysis (2018-2019).


 Co-Ordinator
 IQAC
 Bijni College, Bijni


 Principal
 Bijni College, Bijni

[9] Boys' / Girls' common room facility. Excellent 4%; Very Good 30%; Good 45%; Average 9% and Need Improved 12%.

[10] Library Facilities. Excellent 2%; Very Good 10%; Good 50%; Average 30% and Need Improved 8%.

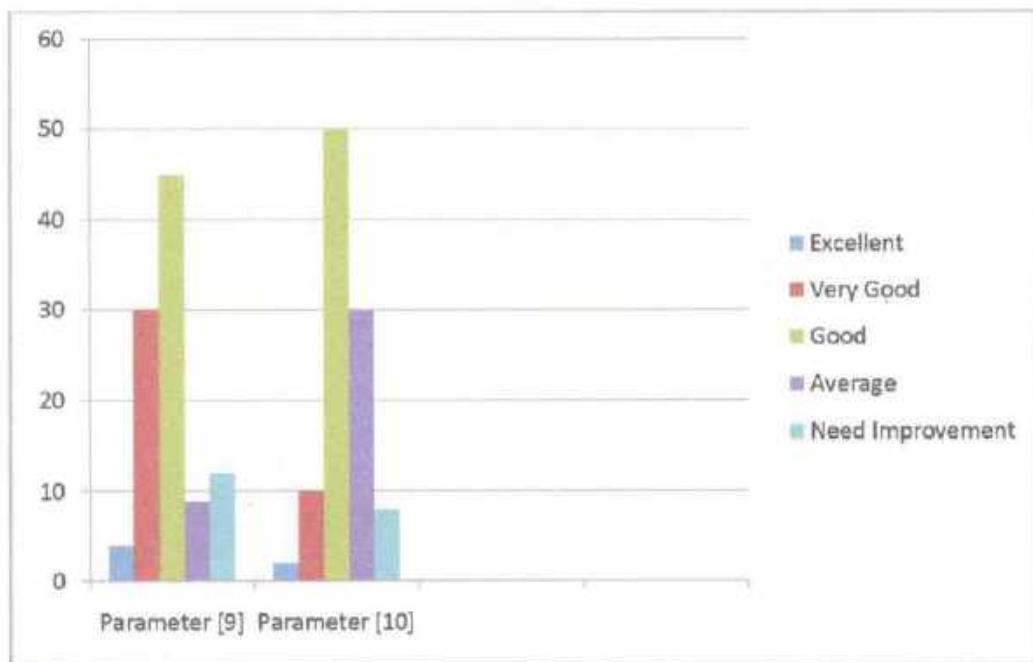


Figure 3: Students feedback analysis (2018-2019).


 Co-Ordinator
 IOAC
 Bijni College, Bijni


 Principal
 Bijni College, Bijni

BIJNI COLLEGE OF ARTS AND SCIENCE

BIJNI COLLEGE, BIJNI, CHIRANG DISTRICT

ASSAM, INDIA

783390

www.bijnicollege.ac.in**TEACHERS FEEDBACK ANALYSIS REPORT
(2018-2019)**

Submitted To

INTERNAL QUALITY ASSURANCE CELL (IQAC)

BIJNI COLLEGE, BIJNI

Email: iqacbijnicollege@gmail.com

Chapter: 3

TEACHERS FEEDBACK

No. of responses: 35

% FEEDBACK ANALYSIS (2018-2019)						
Sl No	Parameters	Very Good	Good	Fair	Satisfactory	Unsatisfactory
[1]	Content of the course fulfill the need of the stakeholders	25	10	5	50	10
[2]	The course content is well supported by relevant reference and book materials	21	20	5	50	4
[3]	Syllabi has applicability /relevance to current Global scenarios.	35	45	2	12	6
[4]	Institute provides adequate for Project and research facilities.	35	15	5	35	10
[5]	The teacher conducts tests Or assignments or quizzes or seminars or presentations in the class.	10	40	6	40	4


 IQAC Coordinator
 Co-Ordinator
 IQAC
 Bijni College, Bijni


 Principal
 Principal
 Bijni College, Bijni

[1] Content of the course fulfills the need of the stakeholders. Very Good 25%; Good 10%; Fair 5%; Satisfactory 50% and Unsatisfactory 10%.

[2] The course content is well supported by relevant reference and book materials. Very Good 21%; Good 20%; Fair5%; Satisfactory 50% and Unsatisfactory 4%.

[3] Syllabi have applicability /relevance to current Global scenarios. Very Good 35%; Good45%; Fair2%; Satisfactory 12% and Unsatisfactory 6%.

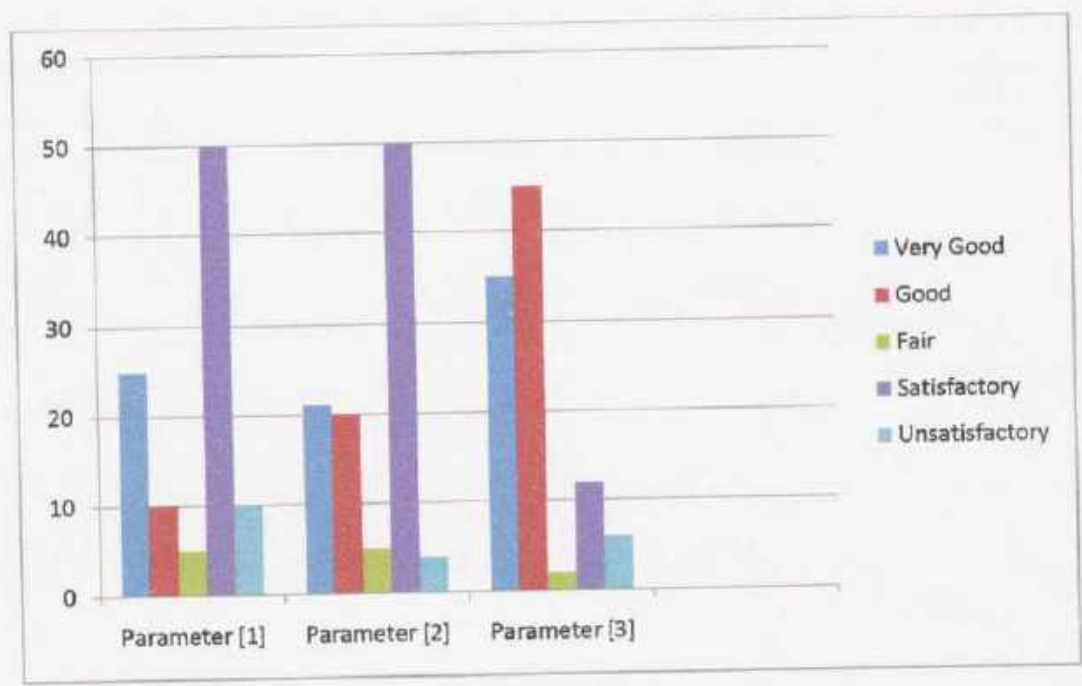


Figure 4: Teachers feedback analysis (2018-2019)


Co-Ordinator
IQAG
Bijni College, Bijni


Principal
Bijni College, Bijni

[4] Institute provides adequate for Project and research facilities. Very Good 35 %; Good 15 %; Fair 5%; Satisfactory 35% and Unsatisfactory 10%.

[5] The teacher conducts tests or assignments or quizzes or seminars or presentations in the class. Very Good 10%; Good 40%; Fair 6%; Satisfactory 40% and Unsatisfactory 4%.

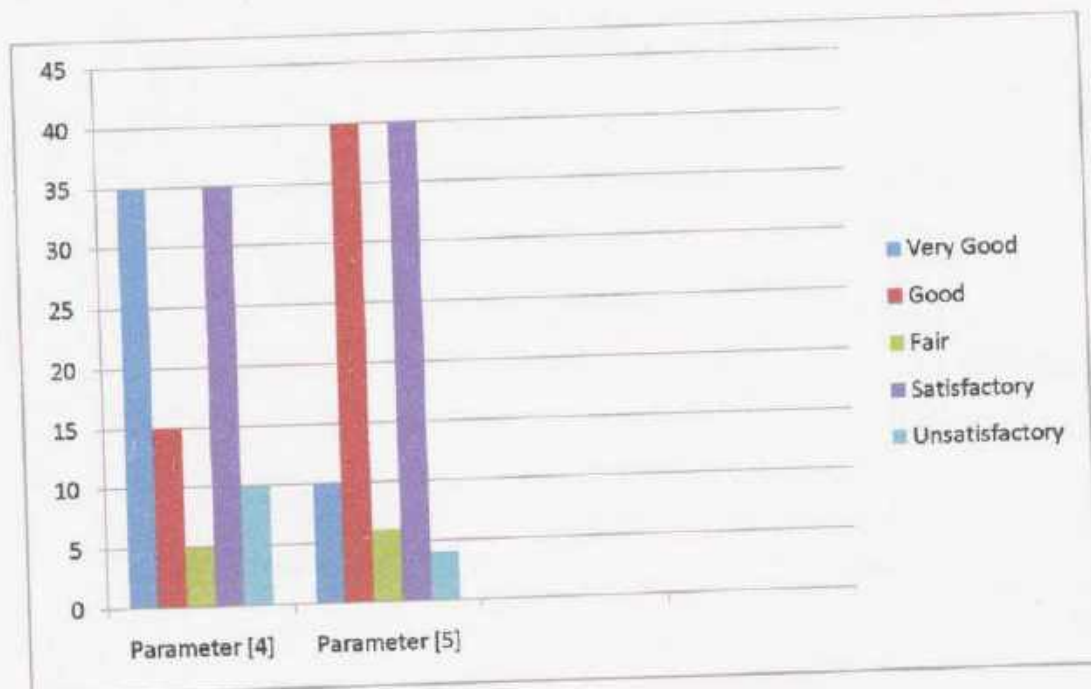


Figure 5: Teachers feedback analysis (2018-2019)


 Co-Ordinator
 IQAC
 Bijni College, Bijni


 Principal
 Bijni College, Bijni

BIJNI COLLEGE OF ARTS AND SCIENCE

BIJNI COLLEGE, BIJNI, CHIRANG DISTRICT

ASSAM, INDIA

783390

www.bijnicollege.ac.in

**ALUMNI FEEDBACK ANALYSIS REPORT
(2018-2019)**

Submitted To

INTERNAL QUALITY ASSURANCE CELL (IQAC)

BIJNI COLLEGE, BIJNI

Email: iqacbijnicollege@gmail.com

Chapter: 4

ALUMINI FEEDBACK**No. of responses: 70**

% FEEDBACK ANALYSIS (2018-2019)			
Sl No	Parameters	Yes	No
[1]	Have you seen any change in the college since Passing out?	75	25
[2]	Has there been positive change since last NAAC reaccreditation?	78	22
[3]	Did you feel that hospitality of institute after passing was nice?	79	21
[4]	Are you satisfied with the present Functioning of the college?	80	20
[5]	Did you feel that the college campus was clean?	90	10


 IQAC Coordinator
 Co-Ordinator
 IQAC
 Bijni College, Bijni


 Principal
 Principal
 Bijni College, Bijni

- [1] Have you seen any change in the college since passing out? Responses (%) Yes 80 and No 20
- [2] Has there been positive change since last NAAC reaccreditation? Responses (%) Yes 79 and No 21
- [3] Did you feel that hospitality of institute after passing was nice? Responses (%) Yes 60 and No 40
- [4] Are you satisfied with the present Functioning of the college? Responses (%) Yes 70 and No 30
- [5] Did you feel that the college campus was clean? Responses (%) Yes 75 No 25

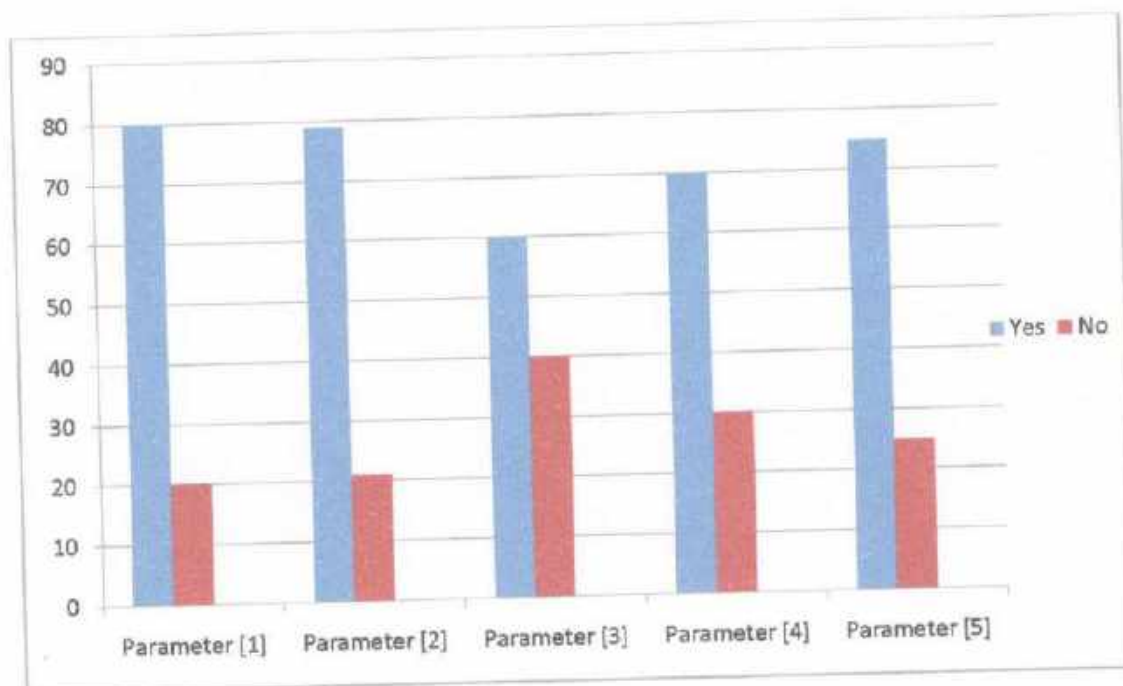


Figure 6: Alumni feedback analysis (2018-2019)


 Co-Ordinator
 IQAC
 Bijni College, Bijni


 Principal
 Bijni College, Bijni

Chapter: 5**COMMENT:**

Thus the feedback given by the stakeholders i.e. students, teachers and alumni were collected, analyzed and the reports were submitted to the IQAC and the Governing Body of Bijni College, Bijni for necessary action. The stakeholders report and action taken report will be published in the College website.



Figure: Feedback committee, IQAC


Co-Ordinator
IQAC
Bijni College, Bijni


Principal
Bijni College, Bijni

ANNEXURE

BIJNI COLLEGE:BIJNI

ESTD: 1969

Bijni, chirang (BTAD), Assam, India

STUDENT FEEDBACK FORM

Select any option



Dear Students,

Feedback from students is very crucial for improving the working of the college, and hence we request you to fill this form to the best of your knowledge.

Name of the course/ Department	Botany				
Select Semester and Year	5th seme				
Students Name	Ranika Daimary				
Students Roll Number	US 1713820048				
Mobile Number	8472006814				
Email Id	daimarykanika123@gmail.com				
Please Tick the appropriate box of your response.					
[E] Excellent, [VG] Very Good, [G] Good [A] Average, [NI] Need Improvement					
Parameters	E	VG	G	A	NI
[1] How well did the teachers prepare for the class?			✓		


 Co-Ordinator
 IQAC
 Bijni College, Bijni


 Principal
 Bijni College, Bijni

[2] How much of the syllabus was Covered in the class.		✓			
[3] How well were the teachers able To communicate.				✓	
[4] What percentage of teachers use ICT tools such as LCD Projector Multimedia etc. While teaching.				✓	
[5] Toilets/ washrooms are clean And properly maintained.				✓	
[6] Facilities available for specially Abled persons.			✓		
[7] The office staff is helpful and approachable			✓		
[8] Online class.		✓			
[9] Boys' / Girls' common room facility.		✓			
[10] Library Facilities.			✓		

Date: 25-03-2019

Ranika Dairmarcy

Signature of student


Co-Ordinator
IQAG
Bijni Collage, Bijni


Principal
Bijni College, Bijni

BIJNI COLLEGE: BIJNI
INTERNAL QUALITY ASSURANCE CELL

TEACHERS FEEDBACK FORM

Faculty: Arts
Department: philosophy
Name of the Faculty Member: Bibha Talukder

You are requested to give your frank opinion by ticking the appropriate choice:

[E] Excellent, [VG] Very Good, [G] Good
[A] Average, [NI] Need Improvement

Parameters	E	VG	G	A	NI
[1] Content of the course fulfill the Need of the stakeholders.		✓			
[2] The course content is well supported by relevant reference and book materials.			✓		
[3] Syllabi has applicability /relevance to current Global Scenarios.			✓		
[4] Institute provides adequate for Project and research facilities.			✓		
[5] The teacher conducts tests Or assignments or quizzes or seminars or presentations in the class.		✓			

Date: 5.4.2019

Bibha Talukder
Signature of Faculty


Co-Ordinator
IQAC
Bijni College, Bijni


Principal
Bijni College, Bijni

BIJNI COLLEGE: BIJNI
INTERNAL QUALITY ASSURANCE CELL

ALUMINI FEEDBACK FORM

Name: Sonalis Ray
Address: Tancen-Bijni (Amguree) Ward No- 3 P.O. Bijou
Year of passing: 2020
Degree studied: B.Sc.
Mobile Number: 995459645

Please touch the appropriate box of your response

Parameters	Yes	No
[1] Have you seen any change in the college since Passing out?	✓	
[2] Has there been positive change since last NAAC Reaccreditation?	✓	
[3] Did you feel that hospitality of institute after passing Was nice?		✓
[4] Are you satisfied with the present Functioning of the College?	✓	
[5] Did you feel that the college campus was clean?		✓

Date: 24-03-2019

Sonalis Ray.
Signature of alumnus


Co-Ordinator
IQAC
Bijni College, Bijni


Principal
Bijni College, Bijni

BIJNI COLLEGE OF ARTS AND SCIENCE

BIJNI COLLEGE, BIJNI, CHIRANG DISTRICT

ASSAM, INDIA

783390

www.bijnicollege.ac.in

**STAKEHOLDERS FEEDBACK ANALYSIS REPORT
(2019-2020)**



Submitted To

INTERNAL QUALITY ASSURANCE CELL (IQAC)

BIJNI COLLEGE, BIJNI

Email: iqacbijnicollege@gmail.com

**STAKEHOLDERS FEEDBACK ANALYSIS REPORT
(2019-2020)**

INTRODUCTION

Internal Quality Assurance Cell (IQAC) makes it a tradition to mandatorily collect feedback from stakeholders- students, teachers, employers and alumni. This is done by the Student/ Stakeholder's feedback cell. They collect and analyze the feedback received and make suggestions to appropriate bodies so as to imitate the action for improvement. Feedback is collected from students, teachers and alumni through manually.

ABOUT THE COLLEGE

Bijni College is one of the premier colleges situated in BTAD, Assam, India established in 1969. The college is affiliated to Gauhati University with 14 departments at UG (Science & Arts) and 1 PG department. It is accredited B⁺ by NAAC.

STAKEHOLDERS

- Feedback from Students about teaching and learning, Laboratory, Infrastructural facilities, Library, Hostel facilities.
- Feedback from Teachers about Curriculum, Infrastructural facilities, Library and Research facilities.
- Feedback from Alumni.

BIJNI COLLEGE OF ARTS AND SCIENCE
BIJNI COLLEGE, BIJNI, CHIRANG DISTRICT
ASSAM, INDIA
783390
www.bijnicollege.ac.in

STUDENTS FEEDBACK ANALYSIS REPORT
(2019-2020)

Submitted To

INTERNAL QUALITY ASSURANCE CELL (IQAC)
BIJNI COLLEGE, BIJNI
Email: iqacbijnicollege@gmail.com

Chapter: 2

STUDENTS FEEDBACK

No. of responses: 160

% FEEDBACK ANALYSIS (2019-2020)						
Sl No	Parameters	Excellent	Very Good	Good	Average	Need Improvement
[1]	Syllabi has applicability/ relevance to Current Global scenarios.	4	45	35	8	8
[2]	Teacher covers the entire syllabus in Time.	4	35	41	15	5
[3]	Online class facilities.	5	30	40	20	5
[4]	Classrooms are clean and well Maintained.	---	2	18	50	30
[5]	Teacher conducts tests or assignments or Quizzes or seminars or presentations in The class.	-----	15	40	30	15
[6]	Hostel facilities (Boys' and Girls').	3	14	25	40	18
[7]	Equipment in the laboratories is good Working condition.	2	3	40	27	28
[8]	Computer, internet and wifi facilities.	-----	15	30	30	25
[9]	Toilets/ washrooms are clean and Properly maintained.	2	27	36	20	15
[10]	Library facilities.	3	10	60	20	7

IQAC Coordinator

Principa


Co-Ordinator
IQAC
Riini College, Bijni


Principal
Riini College Riini

- [1] Syllabi has applicability/ relevance to Current Global scenarios. Excellent 4%; Very Good 45%; Good 35%; Average 8% and Need Improvement 8%.
- [2] Teacher covers the entire syllabus in Time. Excellent 4%; Very Good 35%; Good 41%; Average 15% and Need Improvement 5%.
- [3] Online class facilities. Excellent 5%; Very Good 30%; Good 40%; Average 20% and Need Improvement 5%.
- [4] Classrooms are clean and well maintained. Excellent Nil; Very Good 2%; Good 18%; Average 50% and Need Improvement 30%.

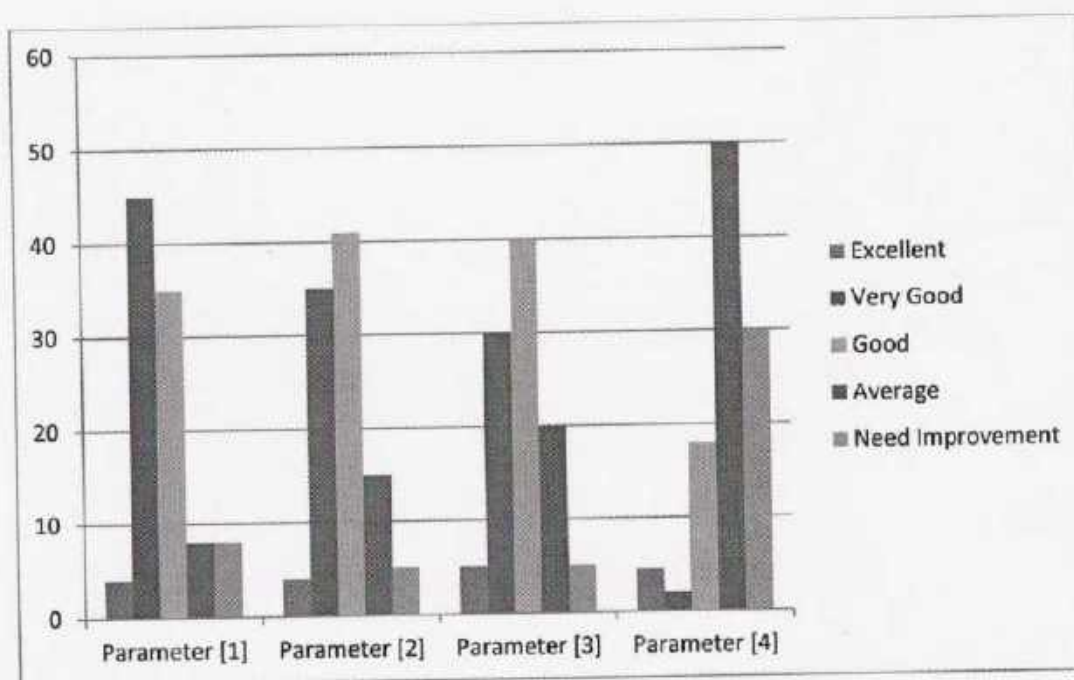


Figure 1: Students feedback analysis (2019-2020).


 Co-Ordinator
 IQAC
 Bijni College, Bijni


 Principal
 Bijni College, Bijni

[5] Teacher conducts tests or assignments or Quizzes or seminars or presentations in the class. Excellent Nil; Very Good 15%; Good 40%; Average 30% and Need Improve 15%.

[6] Hostel facilities (Boys' and Girls'). Excellent 3%; Very Good 14%; Good 25%; Average 40% and Need Improved 18%.

[7] Equipment in the laboratories is good Working condition. Excellent 2%; Very Good 3%; Good 40%; Average 27% and Need Improved 28%.

[8] Computer, internet and wifi facilities. Excellent Nil; Very Good 15%; Good 30%; Average 30% and Need Improved 25%.

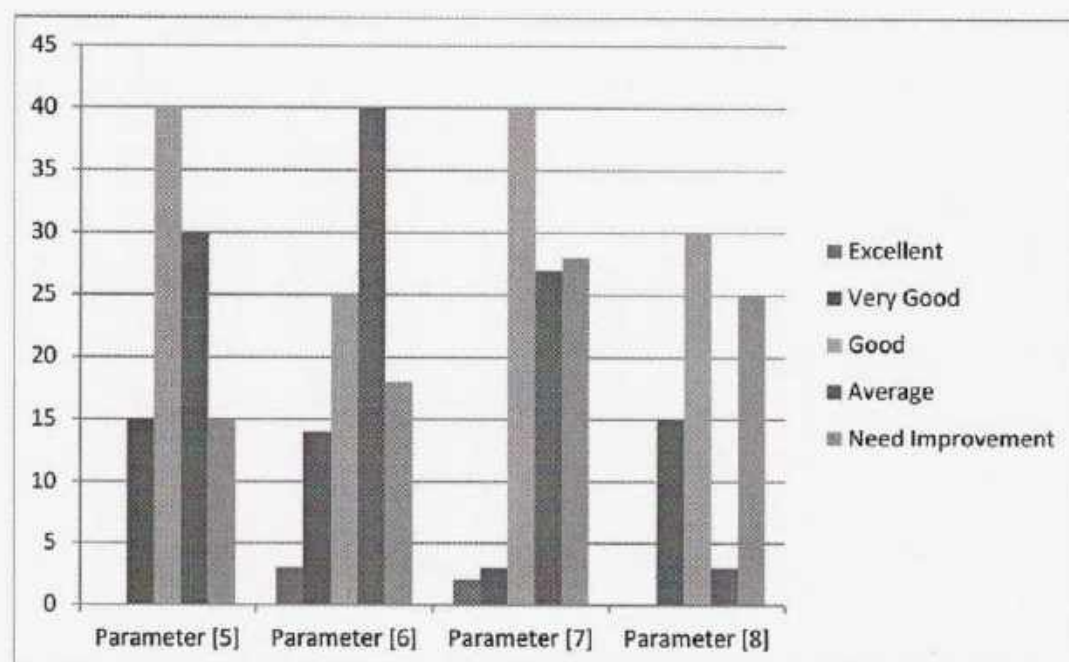


Figure 2: Students feedback analysis (2019-2020).


 Co-Ordinator
 IQAC
 Bijni College, Bijni


 Principal
 Bijni College, Bijni

[9] Toilets/ washrooms are clean and properly maintained. Excellent 2%; Very Good 27%; Good 36%; Average 20% and Need Improved 15%.

[10] Library facilities. Excellent 3%; Very Good 10%; Good 60%; Average 20% and Need Improved 7%.

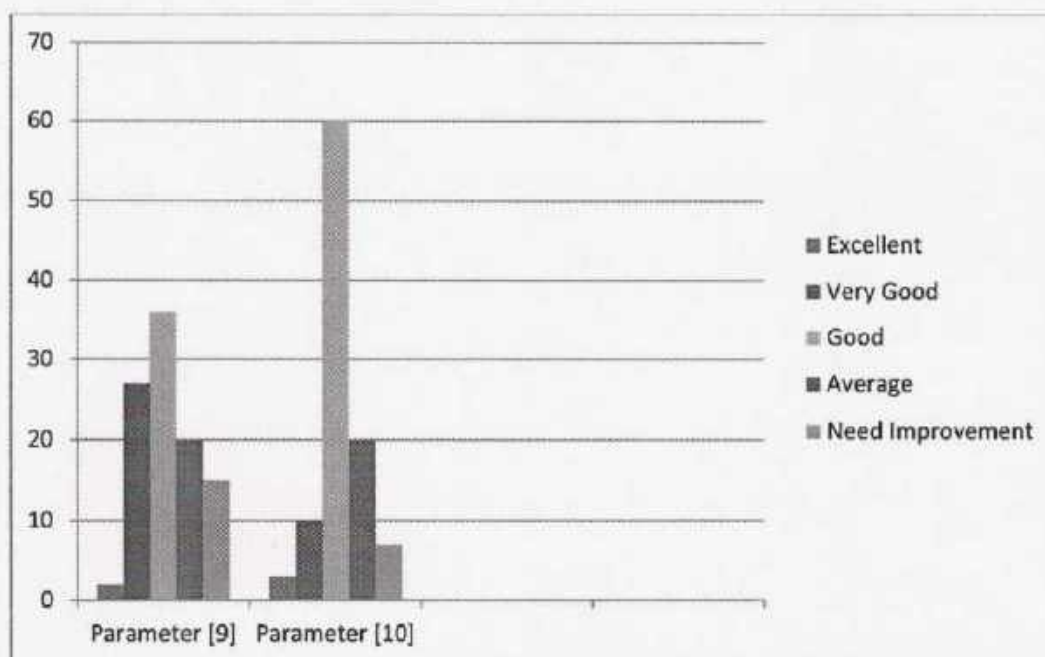


Figure 3: Students feedback analysis (2019-2020).


 Co-Ordinator
 IQAC
 Bijni College, Bijni


 Principal
 Bijni College, Bijni

BIJNI COLLEGE OF ARTS AND SCIENCE

BIJNI COLLEGE, BIJNI, CHIRANG DISTRICT

ASSAM, INDIA

783390

www.bijnicollege.ac.in**TEACHERS FEEDBACK ANALYSIS REPORT
(2019-2020)**

Submitted To

INTERNAL QUALITY ASSURANCE CELL (IQAC)

BIJNI COLLEGE, BIJNI


Email: iqacbijnicollege@gmail.com

Chapter: 3

TEACHERS FEEDBACK

No. of responses: 30

% FEEDBACK ANALYSIS (2019-2020)						
Sl No	Parameters	Very Good	Good	Fair	Satisfactory	Unsatisfactory
[1]	Syllabi has applicability /relevance to current Global scenarios.	15	25	10	43	7
[2]	The course content is well supported by relevant reference and book materials	8	27	9	40	16
[3]	Content of the course fulfill the need of the stakeholders	30	40	2	17	11
[4]	Institute provides adequate for Project and research facilities.	10	36	9	35	10
[5]	General cleanliness of the college	10	25	6	50	9


 IQAC Coordinator
 Co-Ordinator
 IQAC
 Bijni College, Bijni


 Principal
 Principal
 Bijni College, Bijni

Co-Ordinator
 IQAC
 Bijni College, Bijni

- [1] Syllabi has applicability /relevance to current Global scenarios. Very Good 15%; Good 25%; Fair 10%; Satisfactory 43% and Unsatisfactory 7%.
- [2] The course content is well supported by relevant reference and book materials. Very Good 8%; Good 27%; Fair 9%; Satisfactory 40% and Unsatisfactory 16%.
- [3] Content of the course fulfill the need of the stakeholders. Very Good 30%; Good 40%; Fair 2%; Satisfactory 17% and Unsatisfactory 11%.
- [4] Institute provides adequate for Project and research facilities. Very Good 10%; Good 36%; Fair 9%; Satisfactory 35% and Unsatisfactory 10%.
- [5] General cleanliness of the college. Very Good 10%; Good 25%; Fair 6%; Satisfactory 50%; Unsatisfactory 9%.

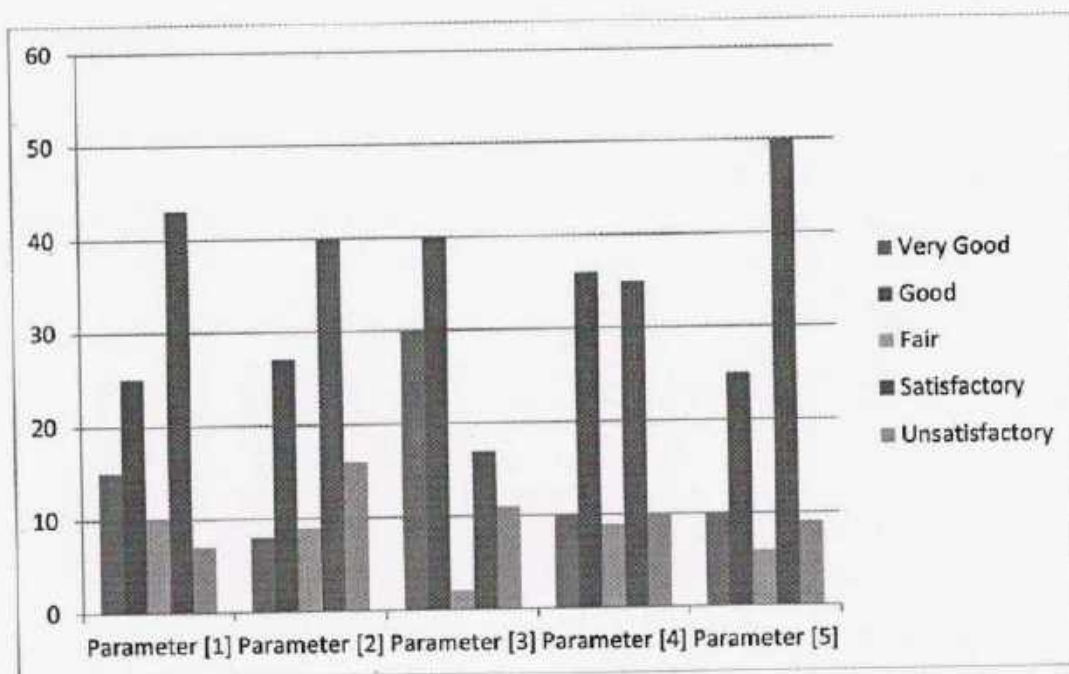


Figure 4: Teachers feedback analysis (2019-2020)


 Co-Ordinator
 IQAC
 Bijni College, Bijni


 Principal
 Bijni College, Bijni

BIJNI COLLEGE OF ARTS AND SCIENCE

BIJNI COLLEGE, BIJNI, CHIRANG DISTRICT

ASSAM, INDIA

783390

www.bjnicollege.ac.in

**ALUMNI FEEDBACK ANALYSIS REPORT
(2019-2020)**

Submitted To

INTERNAL QUALITY ASSURANCE CELL (IQAC)

BIJNI COLLEGE, BIJNI

Email: iqacbjnicollege@gmail.com

Chapter: 4

ALUMINI FEEDBACK

No. of responses: 70

% FEEDBACK ANALYSIS (2019-2020)			
Sl No	Parameters	Yes	No
[1]	Have you seen any change in the college since Passing out?	80	20
[2]	Has there been positive change since last NAAC reaccreditation?	82	18
[3]	Did you feel that hospitality of institute after passing was nice?	70	30
[4]	Are you satisfied with the present Functioning of the college?	75	25
[5]	Did you feel that the college campus was clean?	70	30


IQAC Coordinator
Co-Ordinator
IQAC
Bijni College, Bijni


Principal
Principal
Bijni College, Bijni

- [1] Have you seen any change in the college since passing out? Responses (%) Yes 80 and No 20
- [2] Has there been positive change since last NAAC reaccreditation? Responses (%) Yes 82 and No 18
- [3] Did you feel that hospitality of institute after passing was nice? Responses (%) Yes 70 and No 30
- [4] Are you satisfied with the present Functioning of the college? Responses (%) Yes 75 and No 25
- [5] Did you feel that the college campus was clean? Responses (%) Yes 70 No 30

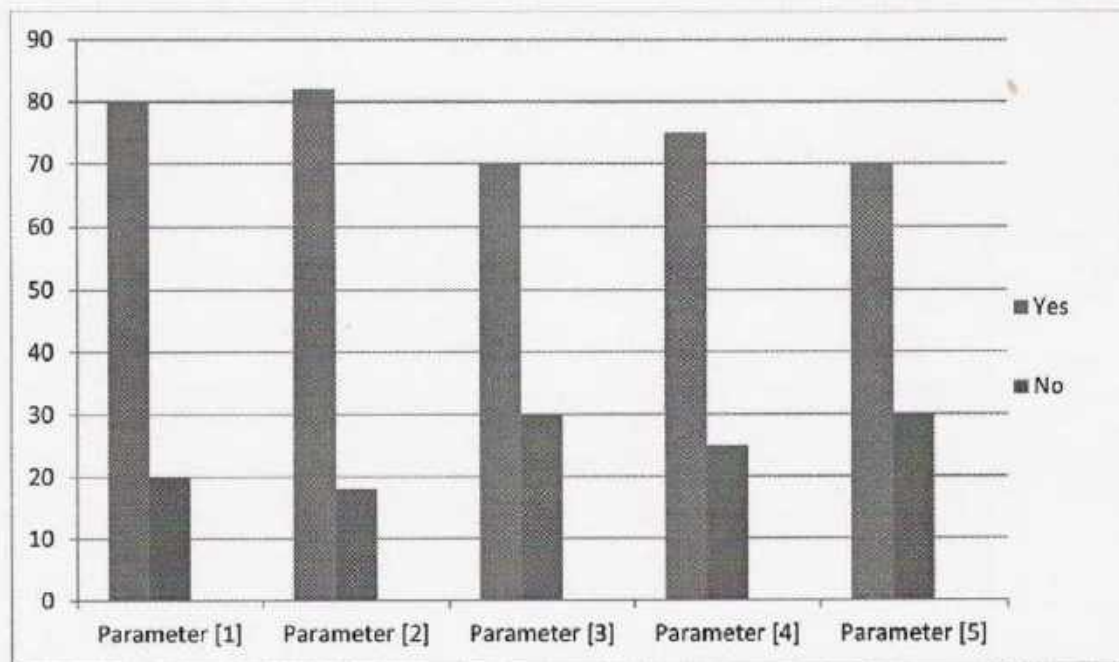


Figure 6: Alumni feedback analysis (2019-2020)


 Co-Ordinator
 IQAC
 Bijni College, Bijni


 Principal
 Bijni College, Bijni

BIJNI COLLEGE:BIJNI

ESTD: 1969

Bljni, Chirang (BTAD), Assam, India

STUDENT FEEDBACK FORM

Select any option

Dear Students,

Feedback from students is very crucial for improving the working of the college, and hence we request you to fill this form to the best of your knowledge.

Name of the course/ Department: -----

Semester and Year:-----

Name Student:-----

Students Roll Number:-----

Mobile Number:-----

Email Id:-----

Please Tick the appropriate box of your response:

[E] Excellent [VG] Very Good [G] Good
[A] Average [NI] Need Improvement

Parameters	E	VG	G	A	NI
[1] Syllabi has applicability/ relevance to Current Global scenarios.					
[2] Teacher covers the entire syllabus in Time.					
[3] Online class facilities.					
[4] Classrooms are clean and well Maintained.					
[5] Teacher conducts tests or assignments or Quizzes or seminars or presentations in the class.					
[6] Classrooms are clean and we Maintained.					
[7] Equipment in the laboratories is in good Working condition.					
[8] Computer, internet and wifi facilities.					
[9] Toilets/ washrooms are clean and Properly maintained.					
[10] Library facilities.					

Date:

Signature of student

BIJNI COLLEGE: BIJNI
INTERNAL QUALITY ASSURANCE CELL

TEACHERS FEEDBACK FORM

Faculty:-----

Department:-----

Name of the Faculty Member:-----

You are requested to give your frank opinion by ticking the appropriate choice:

- [E] Excellent, [VG] Very Good, [G] Good
[A] Average, [NI] Need Improvement

Parameters	E	VG	G	A	NI
[1] Content of the course fulfill the Need of the stakeholders.					
[2] The course content is well supported by relevant reference and book materials.					
[3] Syllabi has applicability /relevance to current Global Scenarios.					
[4] Institute provides adequate for Project and research facilities.					
[5] General cleanliness of the college					

Date:

Signature of Faculty

BIJNI COLLEGE: BIJNI
INTERNAL QUALITY ASSURANCE CELL

ALUMINI FEEDBACK FORM

Name:-----
Address:-----
Year of passing:-----
Degree studied:-----
Mobile Number:-----

Please touch the appropriate box of your response

Parameters	Yes	No
[1] Have you seen any change in the college since Passing out?		
[2] Has there been positive change since last NAAC Reaccreditation?		
[3] Did you feel that hospitality of institute after passing Was nice?		
[4] Are you satisfied with the present Functioning of the College?		
[5] Did you feel that the college campus was clean?		

Date:

Signature of alumnus

BIJNI COLLEGE OF ARTS AND SCIENCE

BIJNI COLLEGE, BIJNI, CHIRANG DISTRICT

ASSAM, INDIA

783390

www.bijnicollege.ac.in

**STUDENTS FEEDBACK ANALYSIS REPORT
(2021-2022)**

Submitted To

INTERNAL QUALITY ASSURANCE CELL (IQAC)

BIJNI COLLEGE, BIJNI

Email: iqacbijnicollege@gmail.com

STUDENTS FEEDBACK

Total responses 258

% OF FEEDBACK ANALYSIS (2021-2022)						
Sl. No	Parameters	Excellent	Very Good	Good	Average	Need Improvement
1	General cleanliness, Green and Eco- friendly of the college	10.1	25.6	47.3	-	-
2	Teacher covers the entire syllabus in time	12.8	25.2	47.3	-	8.5
3	Teachers prepared well did for the classes	15.1	26.4	46.9	-	-
4	Online class Facilities	7.4	26.4	48.1	-	7.4
5	Teachers use ICT tools such as LCD, Projector, Multimedia, etc, while Teaching	8.1	18.6	44.2	15.5	13.6
6	Classrooms are clean and well maintained	10.1	21.7	48.4	-	9.3
7	Teacher conducts tests or assignments or quizzes or seminars or presentation in the class	12.4	27.1	47.7	7	-
8	Discipline level maintained in the College	9.3	25.2	43	12.4	10.1
9	Your experience with administrative Staff	7	20.5	55.4	9.7	7.4
10	Facilities available for specially abled persons	7.4	17.1	56.2	12	7.4
11	Equipment in the lab(s) is in good working condition	-	24.4	51.2	9.4	8.1
12	Laboratory staff is co-operative and helpful	8.1	28.7	47.7	10.9	-
13	Infrastructural facilities in class Rooms	7.8	25.6	48.8	-	7.8
14	Computer, internet and wifi Facilities	-	14	38.4	15.5	28.3



IQAC Coordinator

Co-Ordinator
IQAC
Bijni College, Bijni



Principal
Principal
Bijni College, Bijni

STUDENTS FEEDBACK

Total responses 258

% OF FEEDBACK ANALYSIS (2021-2022)						
Sl. No	Parameters	Excellent	Very Good	Good	Average	Need Improvement
15	Library Facilities	8.5	23.3	51.6	-	8.1
16	Library staff is co-operative and helpful	-	23.3	51.6	12.2	7.4
17	Toilets/ washrooms are clean and properly maintained	-	9.3	36.8	16.3	34.1
18	Hostel Facilities (Boys' and Girls')	-	11.6	53.1	12.4	17.4
19	Sports Facility	7	12	50.8	12.4	17.8
20	Rate the canteen Facilities	7	15.9	50.8	10.5	15.9
21	Availability of Auditorium & Seminar Hall	10.9	23.3	49.2	7	9.7
22	Safety and security of students Availability of clean Drinking Water	10.5	25.6	46.5	-	9.7
23	Medical Facilities	-	12	47.3	12.8	24
24	Redressal of student Grievances	-	12.8	58.9	12	12.8
25	Any Suggestions (Infrastructure, administrative, teaching and non-teaching staff)	-	-	-	-	-

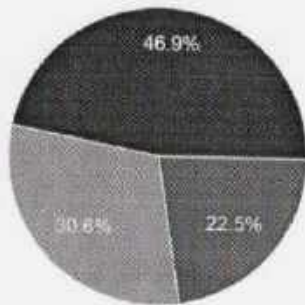

 IQAC Coordinator
 Co-Ordinator
 IQAC
 Bijni College, Bijni


 Principal
 Principal
 Bijni College, Bijni

Student Feedback, 2021-22

Select Semester

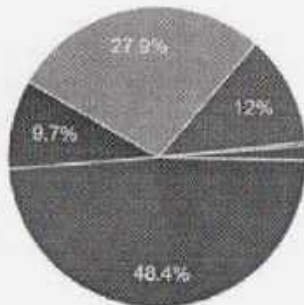
258 responses



- 1st Semester
- 2nd Semester
- 3rd Semester
- 4th Semester
- 5th Semester
- 6th Semester

Name of the course

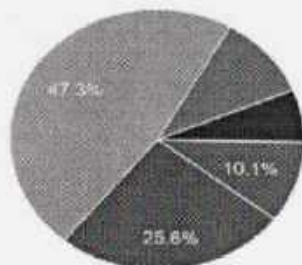
258 responses



- Bachelor of Arts (Honours)
- Bachelor of Arts (Regular)
- Bachelor of Science (Honours)
- Bachelor of Science (Regular)
- Master of Arts (Assamese)
- Master of Arts (English)
- Master of Arts (Bodo)

General cleanliness, Green and Eco- friendly of the college

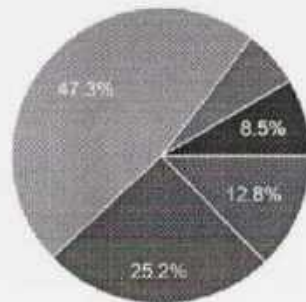
258 responses



- Excellent
- Very Good
- Good
- Average
- Need Improvement

Teacher covers the entire syllabus in time

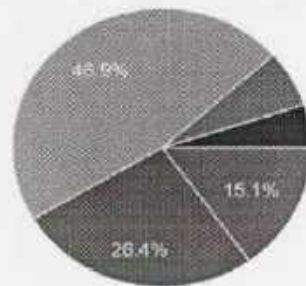
258 responses



- Excellent
- Very Good
- Good
- Average
- Need Improvement

Teachers prepared well did for the classes

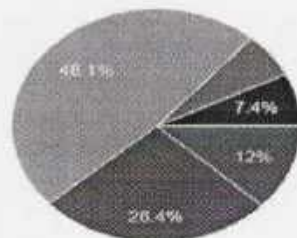
258 responses



- Excellent
- Very Good
- Good
- Average
- Need Improvement

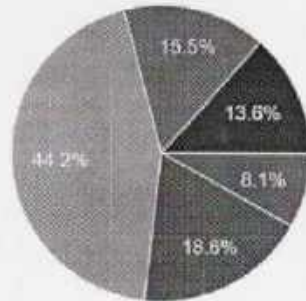
Offline class Facilities

258 responses



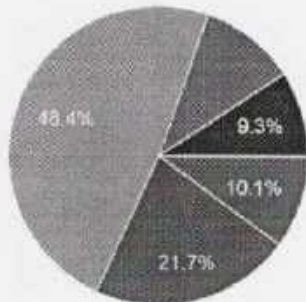
- Excellent
- Very Good
- Good
- Average
- Need Improvement

Teachers use ICT tools such as LCD, Projector, Multimedia, etc. while Teaching
258 responses



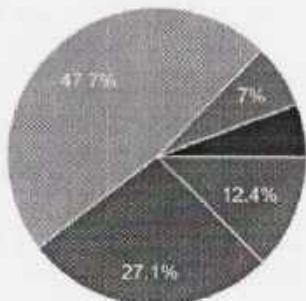
- Excellent
- Very Good
- Good
- Average
- Need Improvement

Classrooms are clean and well maintained
258 responses



- Excellent
- Very Good
- Good
- Average
- Need Improvement

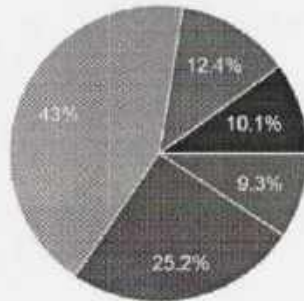
Teacher conducts tests / assignments / quizzes / seminars / presentations in the class
258 responses



- Excellent
- Very Good
- Good
- Average
- Need Improvement

Discipline level maintained in the College

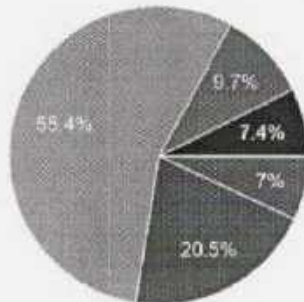
258 responses



- Excellent
- Very Good
- Good
- Average
- Need Improvement

Your experience with administrative Staff

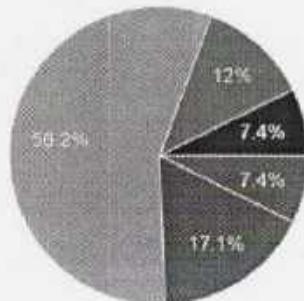
258 responses



- Excellent
- Very Good
- Good
- Average
- Need Improvement

Facilities available for Specially Abled Person

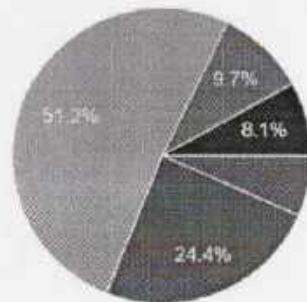
258 responses



- Excellent
- Very Good
- Good
- Average
- Need Improvement

Equipment in the laboratories is in good working condition

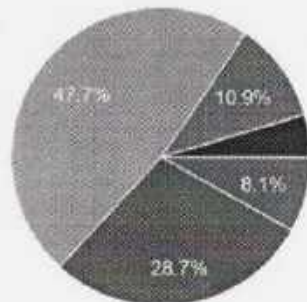
258 responses



- Excellent
- Very Good
- Good
- Average
- Need Improvement

Laboratory staff is co-operative and Helpful

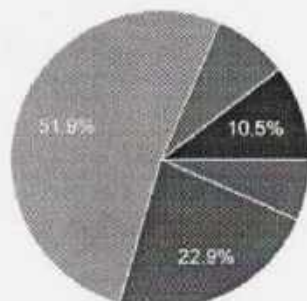
258 responses



- Excellent
- Very Good
- Good
- Average
- Need Improvement

Students comment on Syllabus

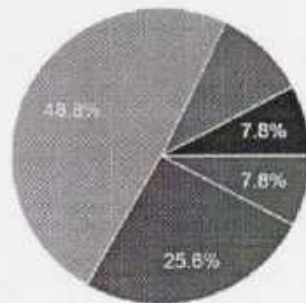
258 responses



- Excellent
- Very Good
- Good
- Average
- Need Improvement

Infrastructural facilities in class rooms

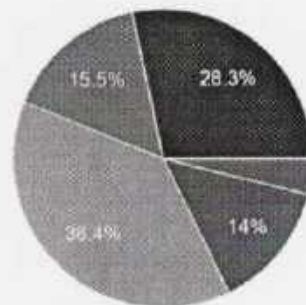
258 responses



- Excellent
- Very Good
- Good
- Average
- Need Improvement

Computer, Internet and Wi-Fi facilities

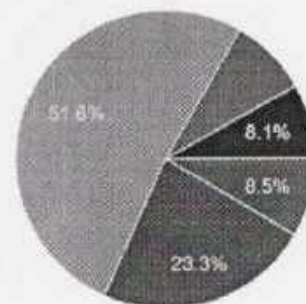
258 responses



- Excellent
- Very Good
- Good
- Average
- Need Improvement

Library Facilities

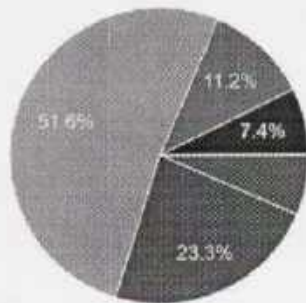
258 responses



- Excellent
- Very Good
- Good
- Average
- Need Improvement

Library staff is co-operative and helpful

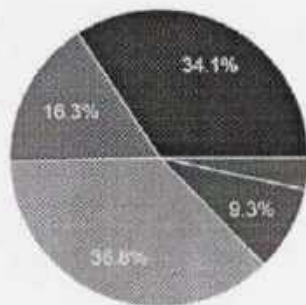
258 responses



- Excellent
- Very Good
- Good
- Average
- Need Improvement

Toilets/washrooms are clean and properly maintained

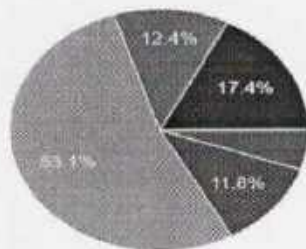
258 responses



- Excellent
- Very Good
- Good
- Average
- Need Improvement

Hostel Facilities (Boys' / Girls')

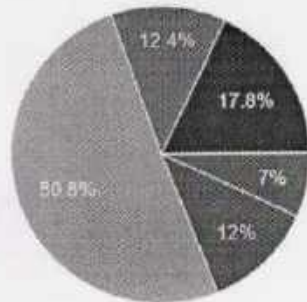
258 responses



- Excellent
- Very Good
- Good
- Average
- Need Improvement

Sports Facility

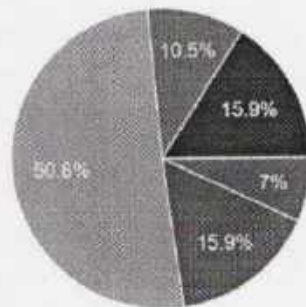
258 responses



- Excellent
- Very Good
- Good
- Average
- Need Improvement

Rate the Canteen facilities

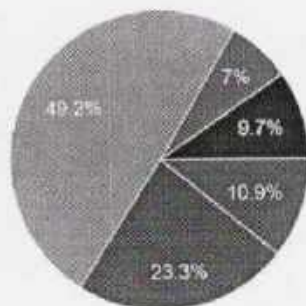
258 responses



- Excellent
- Very Good
- Good
- Average
- Need Improvement

Availability of Auditorium & Seminar Hall

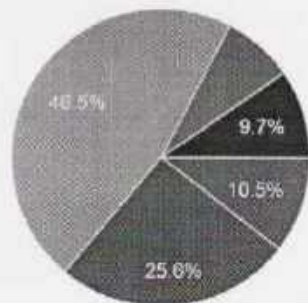
258 responses



- Excellent
- Very Good
- Good
- Average
- Need Improvement

Safety and security of students availability of clean Drinking Water

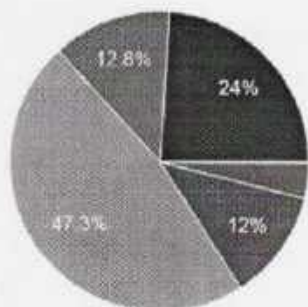
258 responses



- Excellent
- Very Good
- Good
- Average
- Need Improvement

Medical Facilities

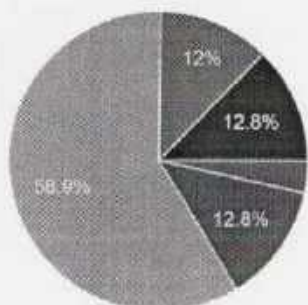
258 responses



- Excellent
- Very Good
- Good
- Average
- Need Improvement

Redressal of student Grievances

258 responses



- Excellent
- Very Good
- Good
- Average
- Need Improvement

BIJNI COLLEGE, BIJNI

ARTS AND SCIENCE STREAM

www.bjnicollege.ac.in



STUDENT SATISFACTION SURVEY REPORT (2021-2022)

Submitted To

INTERNAL QUALITY ASSURANCE CELL (IQAC)

BIJNI COLLEGE, BIJNI

Email: iqacbijnicollege@gmail.com

Report of Student's Satisfaction Survey (SSS): 2021-22

The college has successfully obtained feedback on Syllabus and syllabus transaction from six hundred forty (640) students of M.A, B.A and B. Sc programmes having major and general course through online questionnaire (Google Forms). It consists of 11 questions on the quality of M.A and TDC (Arts and Science) syllabus and its transactions. Collected feedback forms have been analyzed as per different questionnaires /parameters given below:

Parameter-1: The syllabus covered through Online Mode

- [a] 56.1% of the students found it Good.
- [b] 18.9% of the students found it Very Good.
- [c] 15.6% of the students found it Unsatisfactory.
- [d] 9.4% of the students found it Satisfactory.

Parameter-2: The syllabus covered in the Class Room

- [a] 53.9% of the students found it Good.
- [b] 29.4% of the students found it Very Good.
- [c] 11.3% of the students found it Satisfactory.
- [d] 5.4% of the students found it Unsatisfactory.

Parameter-3: The overall coverage of the syllabus

- [a] 60.5% of the students found it Good.
- [b] 18.8% of the students found it Very Good.
- [c] 12.7% of the students found it Satisfactory.
- [d] 8.1% of the students found it Unsatisfactory.

Parameter-4: Preparation of Teachers for the classes

- [a] 52.7% of the students found it Good.
- [b] 33% of the students found it Very Good.
- [c] 9.2% of the students found it Satisfactory.
- [d] 5.1% of the students found it Unsatisfactory.

Parameter-5: Punctuality of Teachers in taking classes

- [a] 54.8% of the students found it Good.
- [b] 30% of the students found it Very Good.
- [c] 8.9 % of the students found it Satisfactory.
- [d] 6.3 % of the students found it Unsatisfactory.

Parameter-6: Identification of student's weakness and suggestions to improve by the teachers.

- [a] 57.7% of the students found it Good.
- [b] 22.2% of the students found it Very Good.
- [c] 12.2 % of the students found it Satisfactory.
- [d] 8 % of the students found it Unsatisfactory.

Parameter-7: Encouragement by the teachers to participate in extra-curricular activities.

- [a] 57.2 % of the students found it Good.
- [b] 24.2% of the students found it Very Good.
- [c] 11.7% of the students found it Satisfactory.
- [d] 6.9 % of the students found it Unsatisfactory.

Parameter-8: Percentage of teachers using ICT tools like LCD projector, Multimedia etc. in Teaching.

- [a] 53% of the students found it Good.
- [b] 19.1% of the students found it Very Good.
- [c] 14.8% of the students found it Unsatisfactory.
- [d] 13.1% of the students found it Satisfactory.

Parameter-9: Fairness of the internal evaluation process.

- [a] 62.8% of the students found it Good.
- [b] 18.8% of the students found it Very Good.
- [c] 7.8% of the students found Unsatisfactory.
- [d] 10.6 % of the students found Satisfactory.

Parameter-10: Ability of Teachers to communicate.

- [a] 57.5% of the students found it Good.
- [b] 30% of the students found it Very Good.

Parameter-11: Overall experience with internal assessments (assignment, presentation etc.).

- [a] 60.3% of the students found it Good.
- [b] 25 % of the students found it Very Good.


IQAC Co-ordinator
Bijni College, Bijni
Co-Ordinator
IQAC
Bijni College, Bijni


Principal
Bijni College, Bijni
Principal
Bijni College, Bijni

Survey Response Analysis

Parameter-1: The syllabus covered in Online Mode

Observations:

A Total of 75% (Very Good and Good) **students** believe that majority of the syllabus covered in online classes during Covid-19 period.

Parameter-2: The syllabus covered in the Class Room

Observations:

A Total of 83.3% (Very Good and Good) **students** believe that remaining syllabus was covered in the offline class.

Parameter-3: The overall coverage of the syllabus

Observation:

A Total of 79.3% (Very Good and Good) **students** believe that syllabus was satisfactorily covered in the online and offline classes.

Parameter-4: Preparation of Teachers for the classes

Observation:

A Total of 85.7% (Very Good and Good) **students** believe that most of the teachers were preparing very well for their classes.

Parameter-5: Punctuality of Teachers in taking classes

Observation:

A Total of 84.8% (Very Good and Good) **students** agree that most of teachers were punctual for their classes.

Parameter-6: Identification of student's weakness and suggestions to improve by the teachers.

Observation:

A Total of 79.9% (Very Good and Good) **students** believe that identification of student's weakness and suggestions for improvement given by the teachers are most accurate and encouraging.

Parameter-7: Encouragement by the teachers to participate in extracurricular activities.

Observation:

A Total of 81.4% (Very Good and Good) **students** believe that encouragement by the teachers to participate in extracurricular activities is most encouraging and well directed.

Parameter-8: Percentage of teachers using ICT tools like LCD projector, Multimedia etc. in teaching.

Observation:

A Total of 72.1% (Very Good and Good) **students agree** that the majority of the teachers use ICT tools wherever necessary.

Parameter-9: Fairness of the internal evaluation process.

Observation:

A Total of 81.6% (Very Good and Good) **students believe** that the internal evaluation process is usually fair and satisfactory enough by the teacher.

Parameter-10: Ability of Teachers to communicate.

Observation:

A Total of 87.5% (Very Good and Good) **students believe** that teachers communicate and interact very well with students.

Parameter-11: Overall experience with internal assessments (assignment, presentation etc.).

Observation:

A Total of 87.5% (Very Good and Good) **students agree** that overall quality of the teaching learning process in the institute is very good.

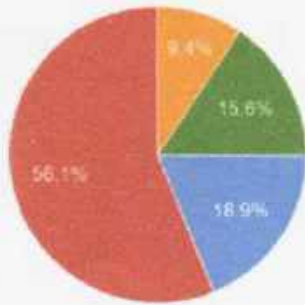

IQAC Co-ordinator
Bijni College, Bijni
Co-Ordinator
IQAC
Bijni College, Bijni


Principal
Bijni College, Bijni
Principal
Bijni College, Bijni

Students Satisfaction Survey Feedback Report

[1] The syllabus covered in online classes.

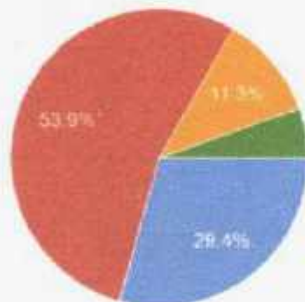
640 responses



Very Good
Good
Satisfactory
Unsatisfactory

[2] The syllabus covered in the class Room.

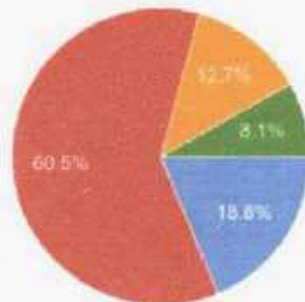
640 responses



Very Good
Good
Satisfactory
Unsatisfactory

[3] The overall coverage of the syllabus.

640 responses



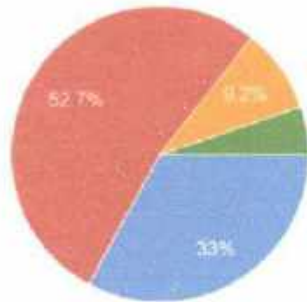
Very Good
Good
Satisfactory
Unsatisfactory


Co-Ordinator
IQAC
Bijni College, Bijni


Principal
Bijni College, Bijni

[4] Preparation of Teachers for the classes.

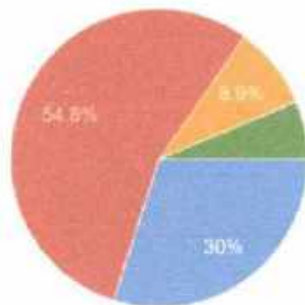
640 responses



Very Good
Good
Satisfactory
Unsatisfactory

[5] Punctuality of Teachers in taking classes.

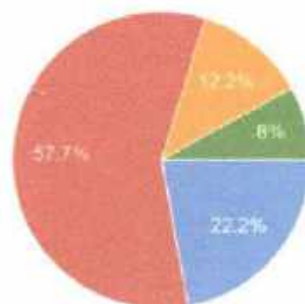
640 responses



Very Good
Good
Satisfactory
Unsatisfactory

[6] Identification of student's weakness and suggestions to improve by the teachers.

640 responses



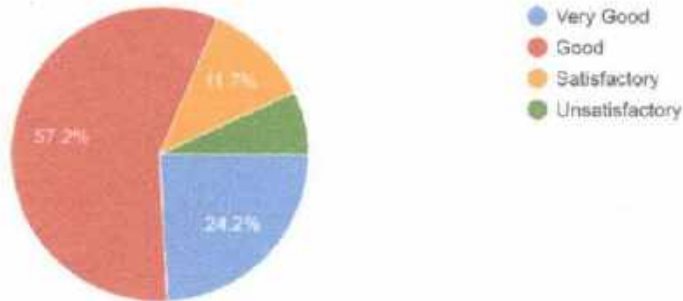
Very Good
Good
Satisfactory
Unsatisfactory


Co-Ordinator
IQAC
Bijni College, Bijni


Principal
Bijni College, Bijni

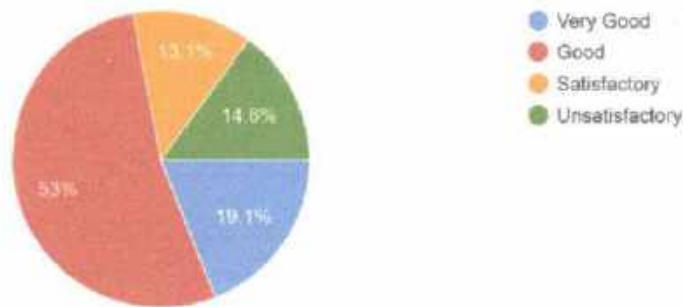
[7] Encouragement by the teachers to participate In Extracurricular activities.

640 responses



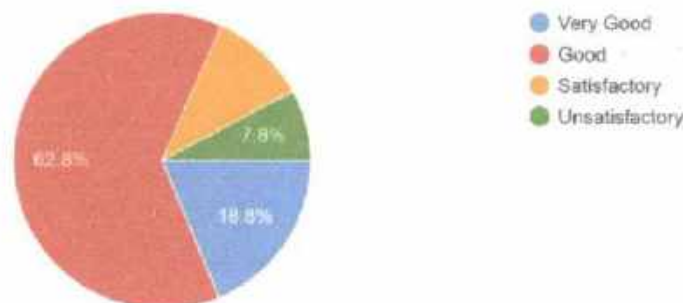
[8] Percentage of teachers using ICT tools like LCD Projector, Multimedia etc. in teaching.

640 responses



[9] Fairness of the internal evaluation process.

640 responses

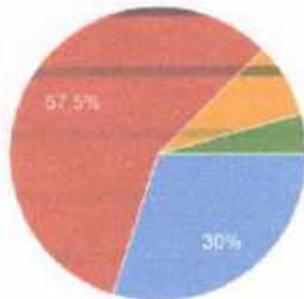



Co-Ordinator
IQAC
Bijni College, Bijni


Principal
Bijni College, Bijni

[10] Ability of Teachers to communicate.

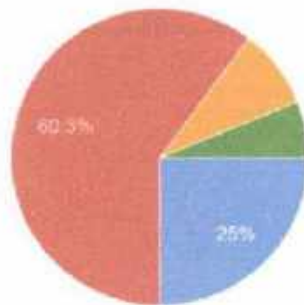
640 responses



- Very Good
- Good
- Satisfactory
- Unsatisfactory

[11] Overall experience with internal assessments (Assignment, Presentation etc.)

640 responses



- Very Good
- Good
- Satisfactory
- Unsatisfactory


Co-Ordinator
IQAC
Bijni College, Bijni


Principal
Bijni College, Bijni

BIJNI COLLEGE OF ARTS AND SCIENCE

BIJNI COLLEGE, BIJNI, CHIRANG DISTRICT

ASSAM, INDIA

783390

www.bijnicollege.ac.in

**STUDENTS FEEDBACK ANALYSIS REPORT
(2022-2023)**

Submitted To

INTERNAL QUALITY ASSURANCE CELL (IQAC)

BIJNI COLLEGE, BIJNI

Email: iqacbijnicollege@gmail.com

STUDENTS FEEDBACK

Total responses: 187

% OF FEEDBACK ANALYSIS (2022-2023)						
Sl. No	Parameters	Excellent	Very Good	Good	Average	Need Improvement
1	General cleanliness, Green and Eco- friendly of the college	11.8	23	51.9	NC	7
2	Teacher covers the entire syllabus in time	12.3	23.5	46.5	NC	10.2
3	Teachers prepared well did for the classes	11.8	23	50.8	9.1	NC
4	Offline class Facilities	15	26.2	46	NC	7.5
5	Teachers use ICT tools such as LCD, Projector, Multimedia, etc, while Teaching	8.6	16.6	55.1	9.1	10.7
6	Teacher conducts tests / assignments / quizzes / seminars / presentation sin the class	13.4	24.6	46	9.6	NC
7	Classrooms are clean and well maintained	13.4	22.5	46	8	10.2
8	Discipline level maintained in the College	14.4	23	40.6	NC	14.4
9	Your experience with administrative Staff	11.2	20.9	51.3	9.6	7
10	Facilities available for specially abled persons	9.6	16	57.2	NC	9.6
11	Equipment in the lab(s) is in good working condition	8	20.3	54.5	7	10.2
12	Laboratory staff is co-operative and helpful	8	24.6	56.7	NC	NC
13	Students comment on Syllabus	9.6	21.9	52.9	7	8.6
14	Infrastructural facilities in class rooms	10.2	18.7	58.3	NC	NC

NC = No Comments

IQAC Coordinator

Principal


Co-Ordinator
IQAC
Bijni College, Bijni


Principal
Bijni College, Bijni

STUDENTS FEEDBACK

Total Responses: 187

% OF FEEDBACK ANALYSIS (2022-2023)						
Sl. No	Parameters	Excellent	Very Good	Good	Average	Need Improvement
15	Computer, Internet and Wi-Fi facilities	NC	12.3	41.2	17.1	23.5
16	Library Facilities	11.2	28.3	44.9	7	8.6
17	Library staff is co-operative and helpful	9.6	21.9	55.6	NC	7.5
18	Toilets/ washrooms are clean and properly maintained	NC	NC	36.4	15.5	33.7
19	Hostel Facilities (Boy's/ Girls')	NC	15	52.4	13.4	12.8
20	Sports Facility	8	15.5	51.9	12.3	12.3
21	Rate the Canteen Facilities	11.8	14.4	50.3	16	7.5
22	Availability of Auditorium & Seminar Hall	17.1	22.5	49.2	8	NC
23	Safety and security of students Availability of clean Drinking Water	20.9	23	44.4	7	NC
24	Medical Facilities	7	11.2	48.7	14.4	18.7
25	Redressal of student Grievances	7.5	11.2	59.4	15.5	NC

NC= No Comments

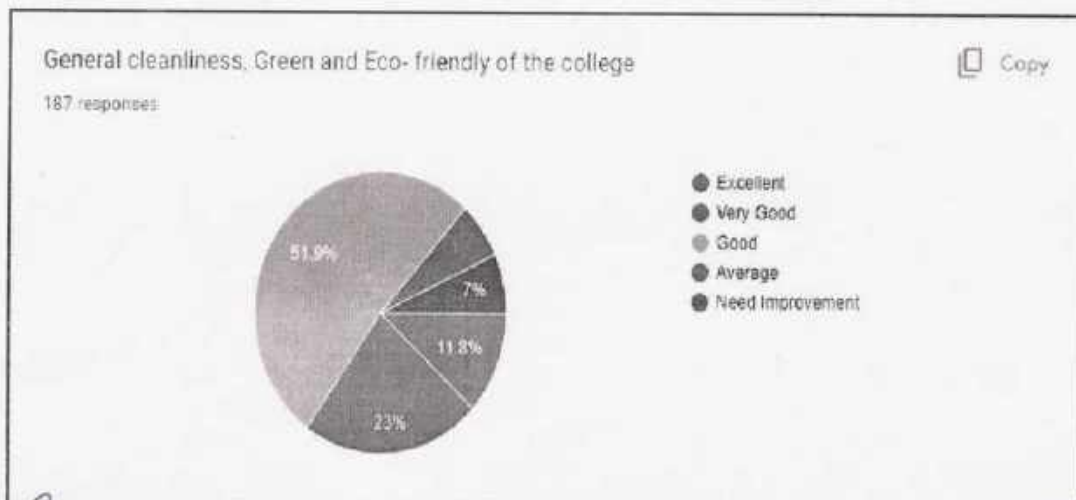
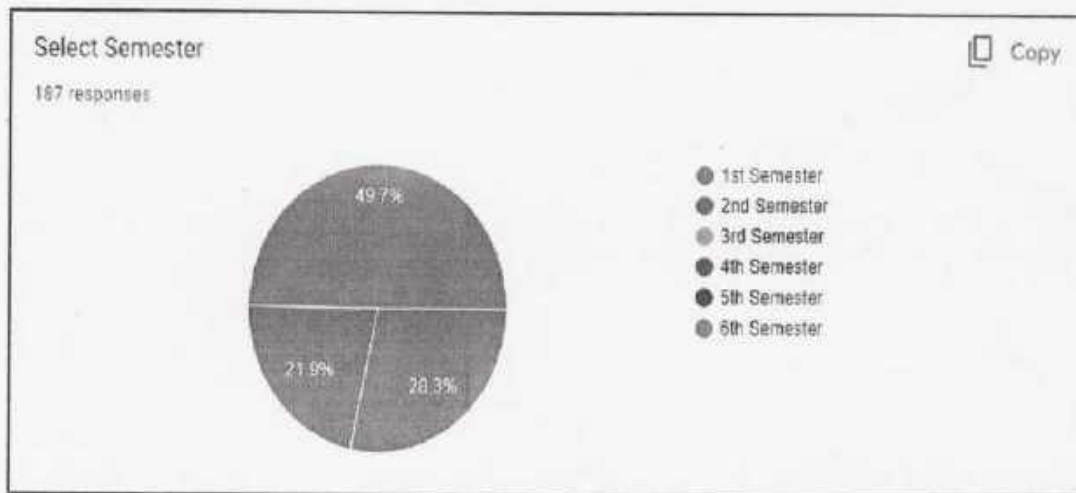
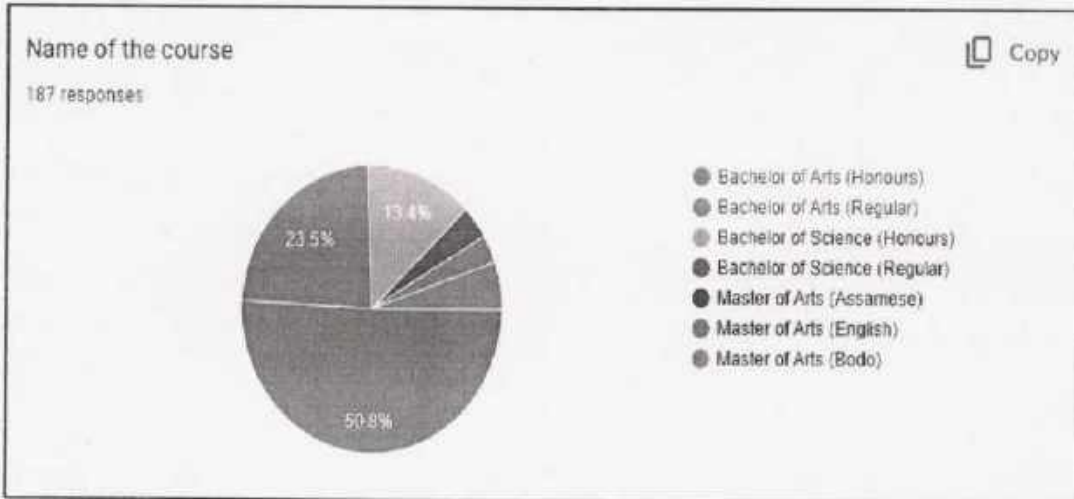
IQAC Coordinator

Principal


Co-Ordinator
IQAC
Bijni College, Bijni

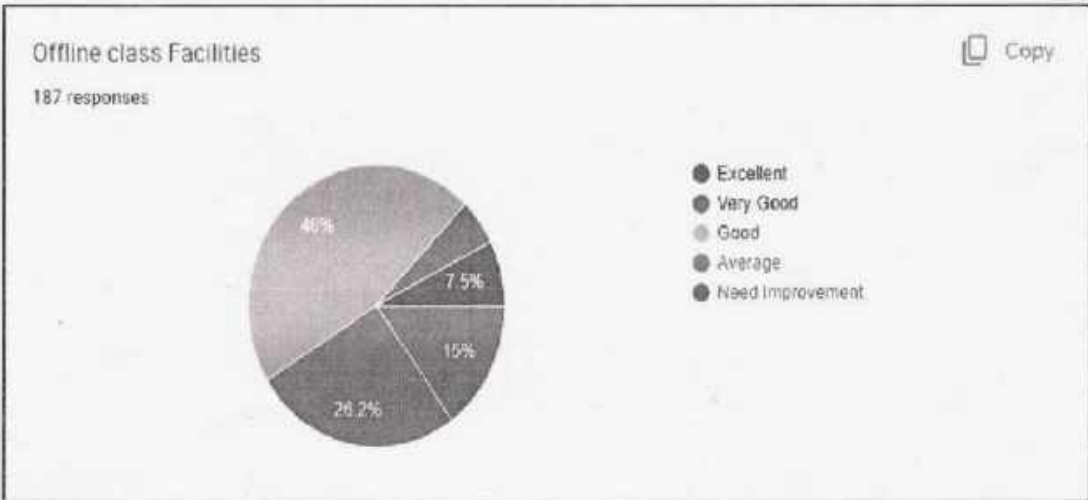
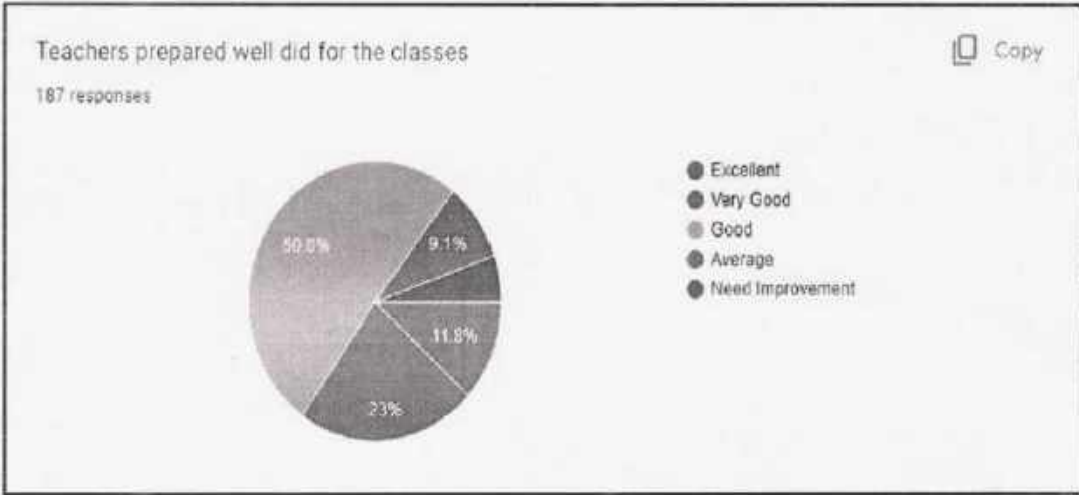
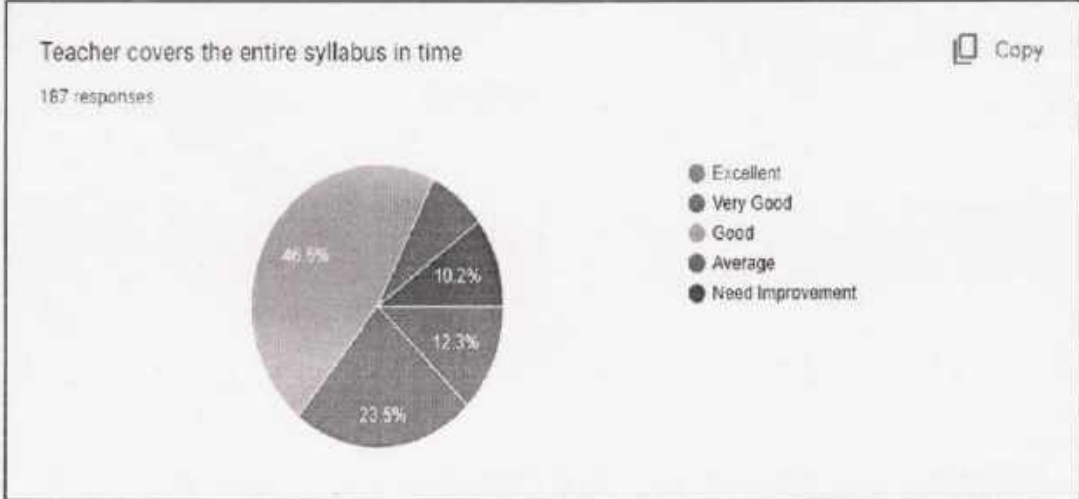

Principal
Bijni College, Bijni

Student Feedback 2022-2023



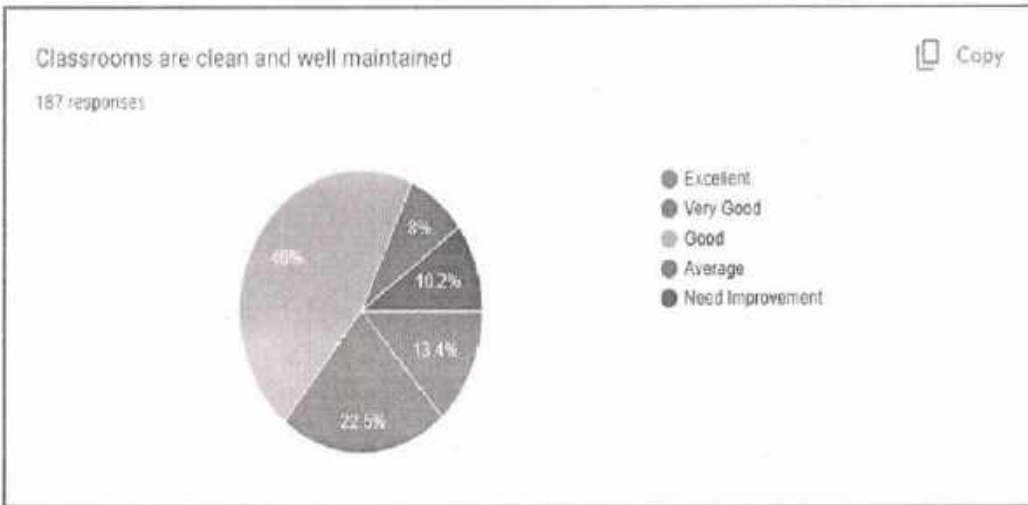
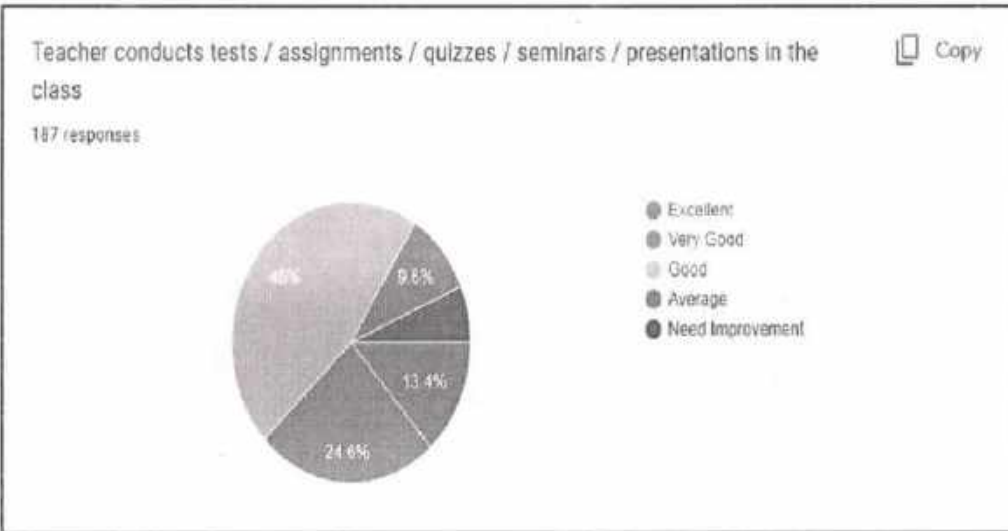
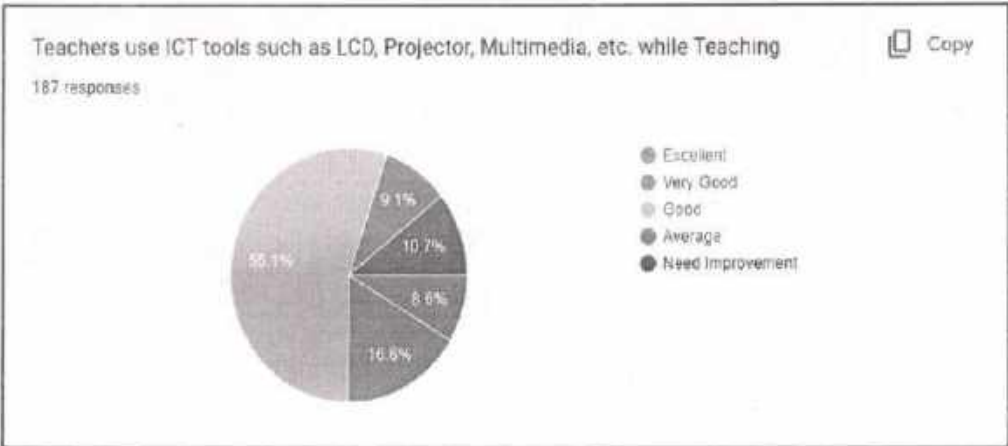
Co-Ordinator
IQAC
Bijni College, Bijni

Principal
Bijni College, Bijni



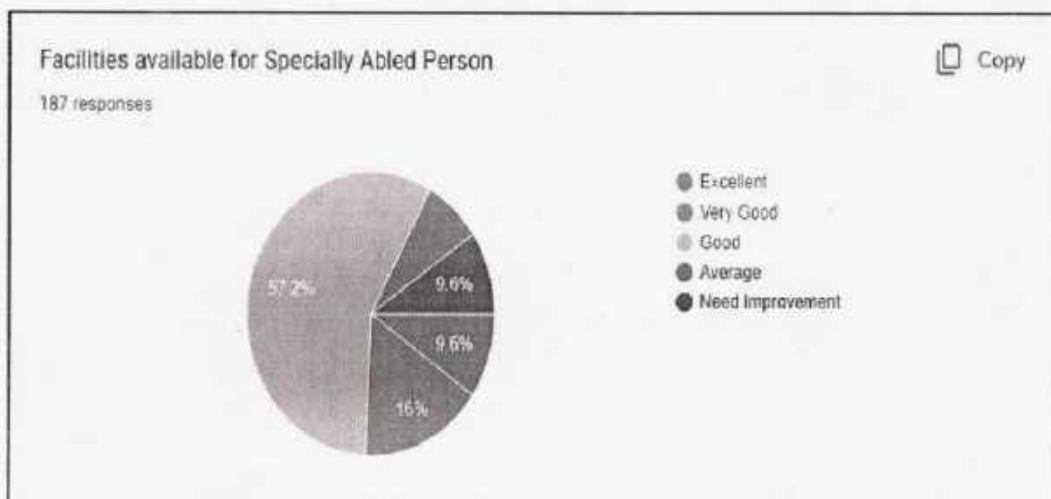
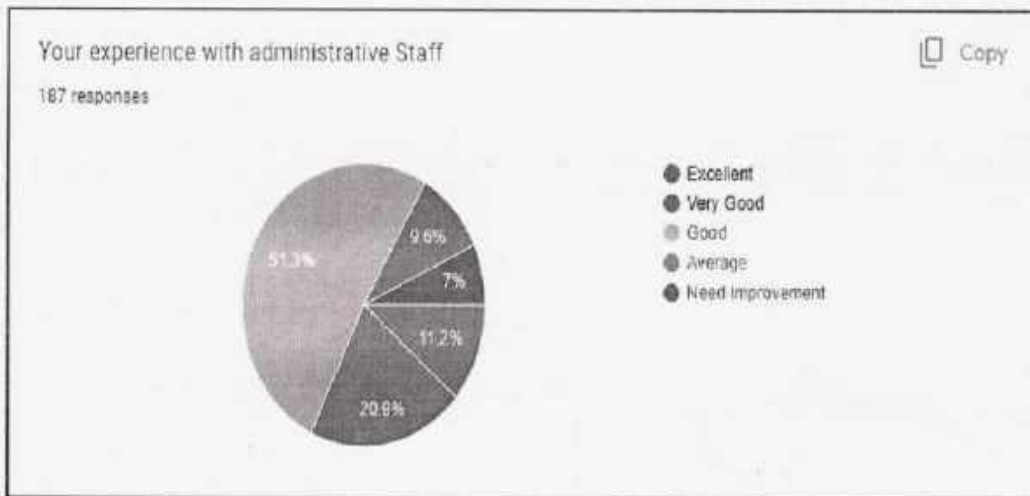
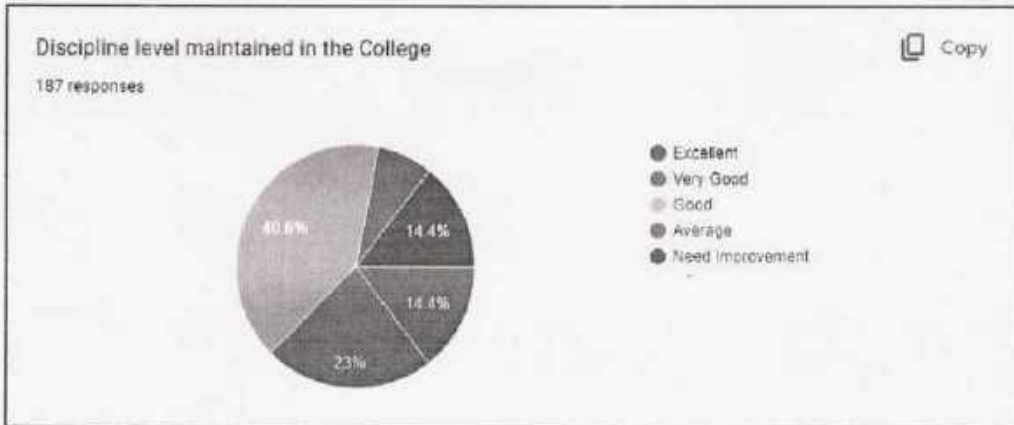

Co-Ordinator
IQAC
Bijni College, Bijni


Principal
Bijni College, Bijni



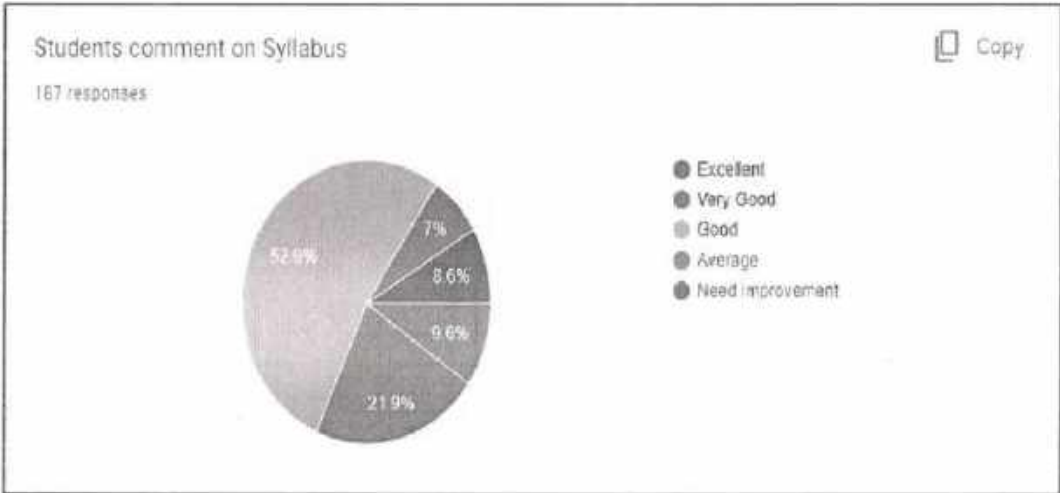
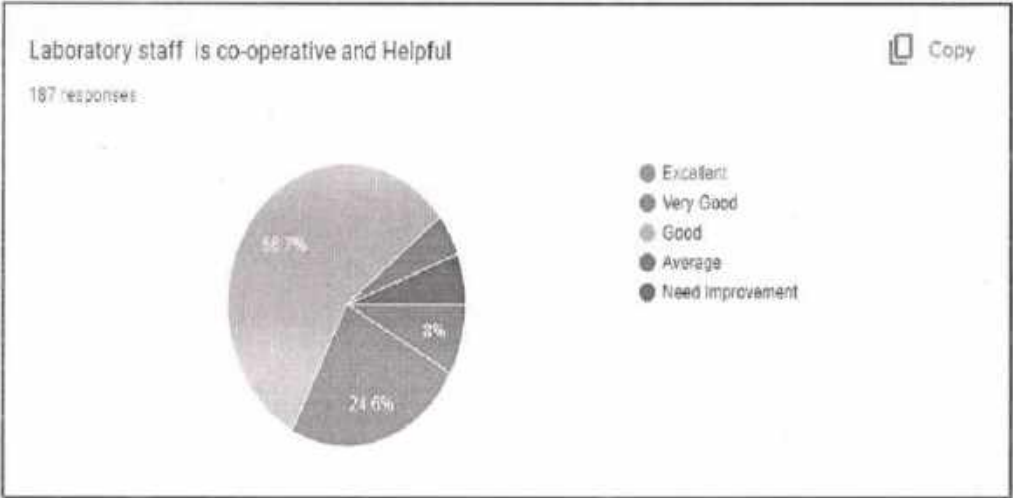
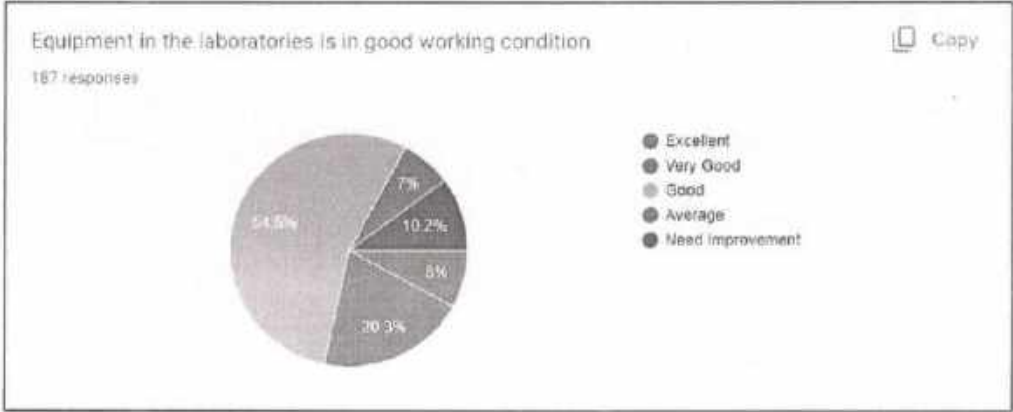

 Co-Ordinator
 IQAC
 Bijni College, Bijni


 Principal
 Bijni College, Bijni




Co-Ordinator
IQAC
Bijni College, Bijni


Principal
Bijni College, Bijni



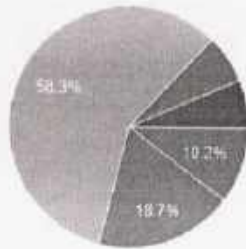

 Co-Ordinator
 IQAC
 Bijni College, Bijni


 Principal
 Bijni College, Bijni

Infrastructural facilities in class rooms

167 responses

 Copy




- Excellent
- Very Good
- Good
- Average
- Need Improvement

Computer, Internet and Wi-Fi facilities

167 responses

 Copy

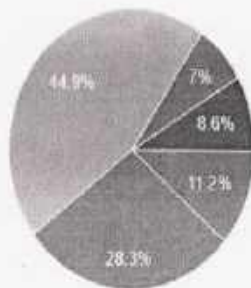


- Excellent
- Very Good
- Good
- Average
- Need Improvement

Library Facilities

167 responses

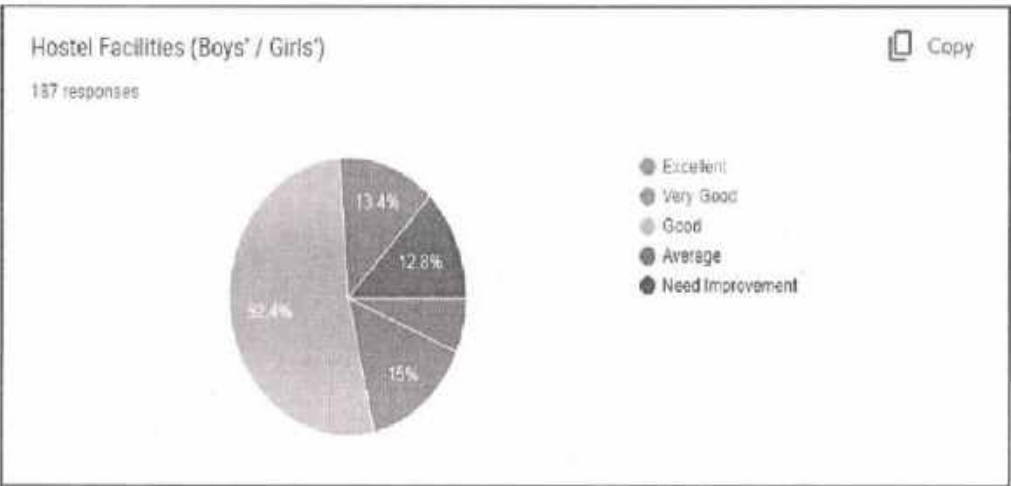
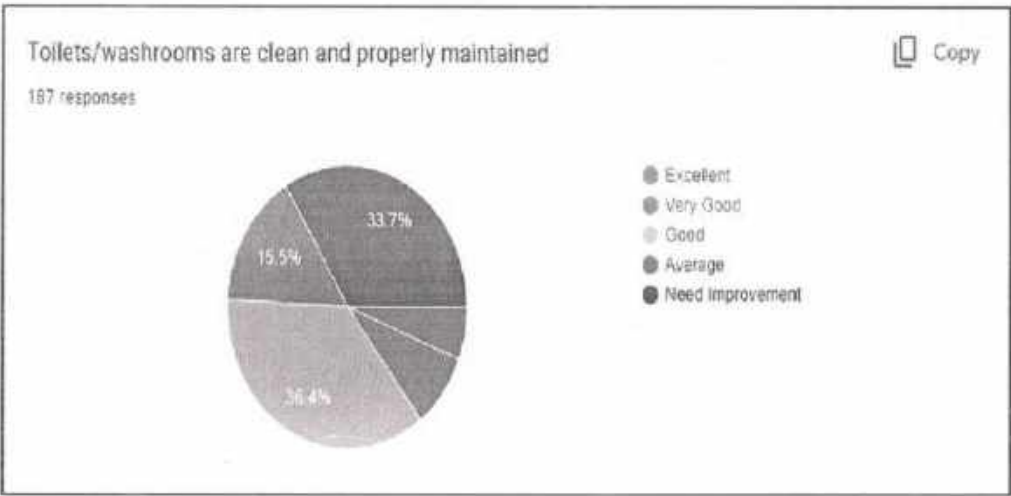
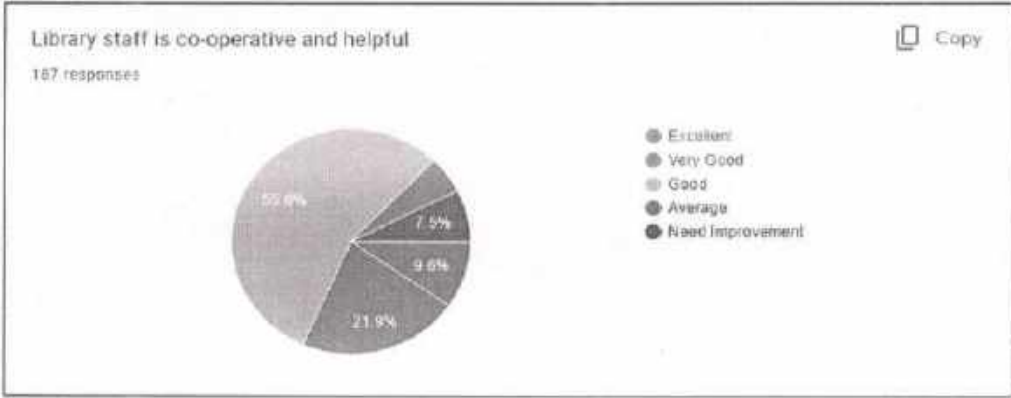
 Copy



- Excellent
- Very Good
- Good
- Average
- Need Improvement

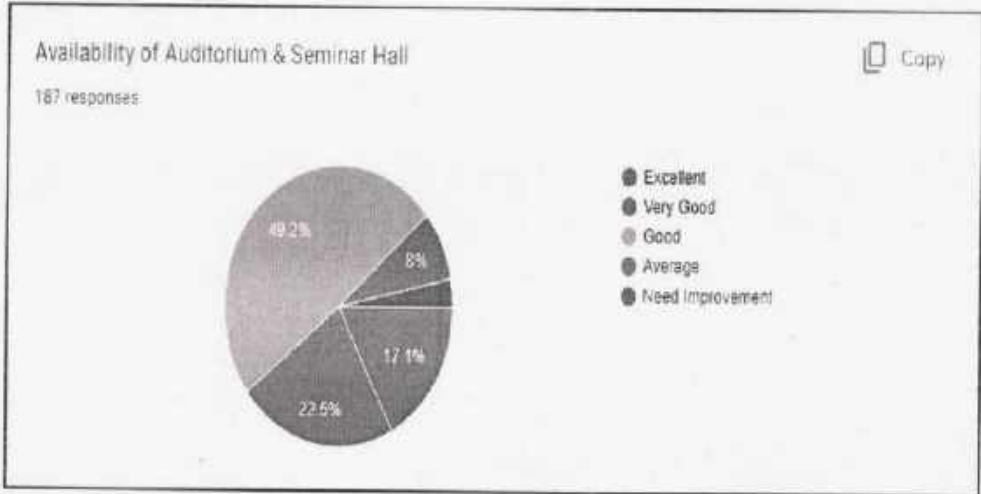
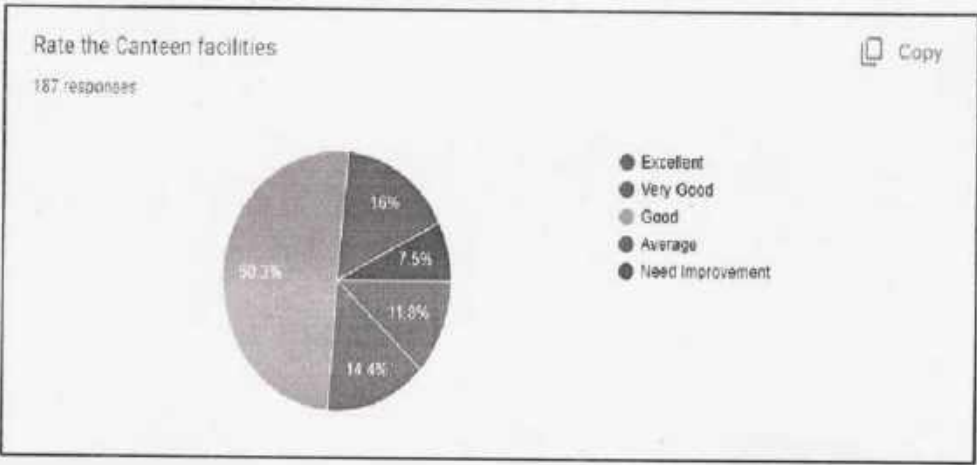
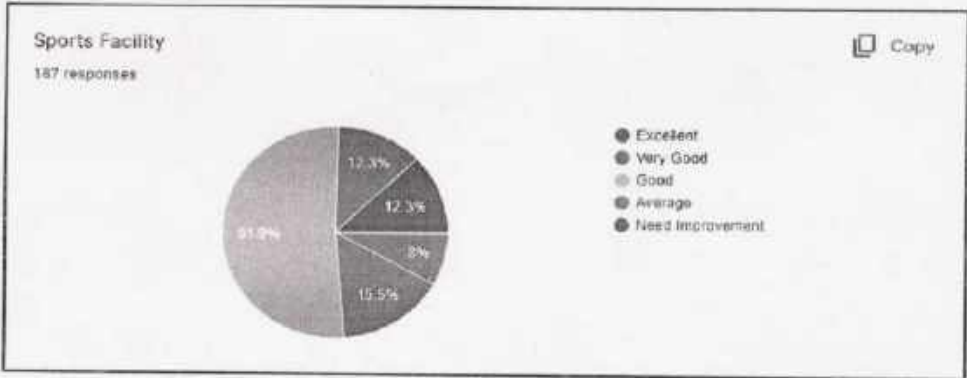

Co-Ordinator
IQAC
Bijni College, Bijni



Principal
Bijni College, Bijni



[Signature]
Co-Ordinator
 IQAC
 Bijni College, Bijni

[Signature]
Principal
 Bijni College, Bijni



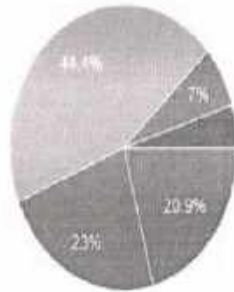

 Co-Ordinator
 IQAC
 Bijni College, Bijni


 Principal
 Bijni College, Bijni

Safety and security of students availability of clean Drinking Water

Copy

187 responses




- Excellent
- Very Good
- Good
- Average
- Need Improvement

Medical Facilities

Copy

187 responses




- Excellent
- Very Good
- Good
- Average
- Need Improvement

Redressal of student Grievances

Copy

187 responses



- Excellent
- Very Good
- Good
- Average
- Need Improvement

BIJNI COLLEGE OF ARTS AND SCIENCE

BIJNI COLLEGE, BIJNI, CHIRANG DISTRICT

ASSAM, INDIA

783390

www.bijnicollege.ac.in

**STUDENT SATISFACTION SURVEY REPORT
(2022-2023)**



Submitted To

INTERNAL QUALITY ASSURANCE CELL (IQAC)

BIJNI COLLEGE, BIJNI

Email: iqacbijnicollege@gmail.com

Report of Student's Satisfaction Survey (SSS): 2022-23

The college has successfully obtained feedback on Syllabus and syllabus transaction from six hundred forty (104) students of M.A, B.A and B.Sc programmes having major and general course through online questionnaire (Google Forms). It consists of 11 questions on the quality of M.A and B.A. /B.Sc. (Arts and Science) syllabus and its transactions. Collected feedback forms have been analyzed as per different questionnaires /parameters given below:

Parameter-1: The syllabus covered through online/offline classes

- [a] 63.5% of the students found it Good.
- [b] 18.3% of the students found it Very Good.
- [c] 9.6% of the students found it Unsatisfactory.
- [d] -% of the students found it Satisfactory.

Parameter-2: The syllabus covered in the Class Room

- [a] 63.5% of the students found it Good.
- [b] 21.2% of the students found it Very Good.
- [c] -% of the students found it Satisfactory.
- [d] -% of the students found it Unsatisfactory.

Parameter-3: The overall coverage of the syllabus

- [a] 61.5% of the students found it Good.
- [b] 16.3% of the students found it Very Good.
- [c] 10.6% of the students found it Satisfactory.
- [d] 11.5% of the students found it Unsatisfactory.

Parameter-4: Preparation of Teachers for the classes

- [a] 62.5% of the students found it Good.
- [b] 25% of the students found it Very Good.
- [c] -% of the students found it Satisfactory.
- [d] -% of the students found it Unsatisfactory.

Parameter-5: Punctuality of Teachers in taking classes

- [a] 65.4% of the students found it Good.
- [b] 19.2% of the students found it Very Good.
- [c] - % of the students found it Satisfactory.
- [d] - % of the students found it Unsatisfactory.


Co-Ordinator
IQAC
Bijni College, Bijni


Principal
Bijni College, Bijni

Parameter-6: Identification of student's weakness and suggestions to improve by the teachers.

- [a] 60.6% of the students found it Good.
- [b] 16.3% of the students found it Very Good.
- [c] 13.5 % of the students found it Satisfactory.
- [d] 9.6% of the students found it Unsatisfactory.

Parameter-7: Encouragement by the teachers to participate in extra-curricular activities.

- [a] 63.5 % of the students found it Good.
- [b] 20.2% of the students found it Very Good.
- [c] -% of the students found it Satisfactory.
- [d] 7.7% of the students found it Unsatisfactory.

Parameter-8: Percentage of teachers using ICT tools like LCD projector, Multimedia etc. in Teaching.

- [a] 56.7% of the students found it Good.
- [b] 17.3% of the students found it Very Good.
- [c] 15.4% of the students found it Unsatisfactory.
- [d] 10.3% of the students found it Satisfactory.

Parameter-9: Fairness of the internal evaluation process.

- [a] 74% of the students found it Good.
- [b] 13.5% of the students found it Very Good.
- [c] -% of the students found Unsatisfactory.
- [d] - % of the students found Satisfactory.

Parameter-10: Ability of Teachers to communicate.

- [a] 66.3% of the students found it Good.
- [b] 25% of the students found it Very Good.

Parameter-11: Overall experience with internal assessments (assignment, presentation etc.).

- [a] 64.4% of the students found it Good.
- [b] 24 % of the students found it Very Good.
- [c] -% of the students found Unsatisfactory.
- [d] - % of the students found Satisfactory.


IQAC Co-ordinator
Co-Ordinator
IQAC
Bijni College, Bijni


Principal
Principal
Bijni College, Bijni

Survey Response Analysis

Parameter-1: The syllabus covered in online/offline classes

Observations:

A Total of 81.3% (Very Good and Good) **students** believe that majority of the syllabus covered in offline classes.

Parameter-2: The syllabus covered in the Class Room

Observations:

A Total of 84.7% (Very Good and Good) **students** believe that remaining syllabus was covered in the class room.

Parameter-3: The overall coverage of the syllabus

Observation:

A Total of 77.8% (Very Good and Good) **students** believe that syllabus was satisfactorily covered in the online and offline classes.

Parameter-4: Preparation of Teachers for the classes

Observation:

A Total of 87.5% (Very Good and Good) **students** believe that most of the teachers were preparing very well for their classes.

Parameter-5: Punctuality of Teachers in taking classes

Observation:

A Total of 84.6% (Very Good and Good) **students** agree that most of teachers were punctual for their classes.

Parameter-6: Identification of student's weakness and suggestions to improve by the teachers.


Observation:

A Total of 76.9% (Very Good and Good) **students** believe that identification of student's weakness and suggestions for improvement given by the teachers are most accurate and encouraging.

Parameter-7: Encouragement by the teachers to participate in extracurricular activities.

Observation:

A Total of 83.7% (Very Good and Good) **students** believe that encouragement by the teachers to participate in extracurricular activities is most encouraging and well directed.


Co-Ordinator
IQAC
Bijni College, Bijni


Principal
Bijni College, Bijni

Parameter-8: Percentage of teachers using ICT tools like LCD projector, Multimedia etc. in teaching.

Observation:

A Total of 74.0% (Very Good and Good) students agree that the majority of the teachers use ICT tools wherever necessary.

Parameter-9: Fairness of the internal evaluation process.

Observation:

A Total of 87.5% (Very Good and Good) students believe that the internal evaluation process is usually fair and satisfactory enough by the teacher.

Parameter-10: Ability of Teachers to communicate.

Observation:

A Total of 91.3% (Very Good and Good) students believe that teachers communicate and interact very well with students.

Parameter-11: Overall experience with internal assessments (assignment, presentation etc.).

Observation:

A Total of 88.4% (Very Good and Good) students agree that overall quality of the teaching learning process in the institute is very good.

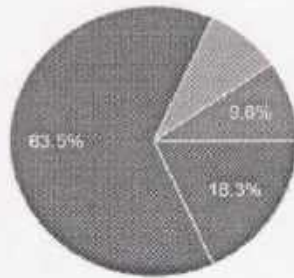

IQAC Co-ordinator
Co-Ordinator
IQAC
Bijni College, Bijni


Principal
Principal
Bijni College, Bijni

Students Satisfaction Survey

[1] The syllabus covered in online/offline classes.

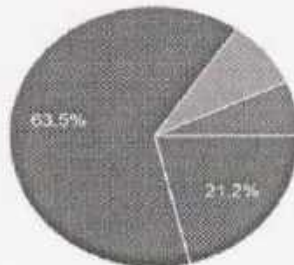
104 responses



● Very Good
● Good
● Satisfactory
● Unsatisfactory

[2] The syllabus covered in the class Room.

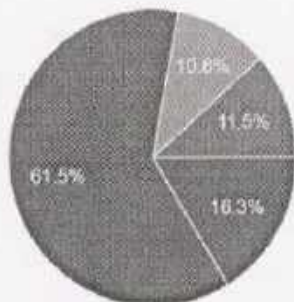
104 responses



● Very Good
● Good
● Satisfactory
● Unsatisfactory

[3] The overall coverage of the syllabus.

104 responses



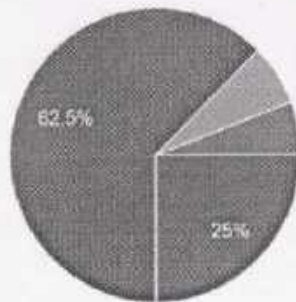
● Very Good
● Good
● Satisfactory
● Unsatisfactory


Co-Ordinator
IQAC
Bijni College, Bijni


Principal
Bijni College, Bijni

[4] Preparation of Teachers for the classes.

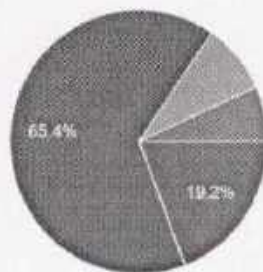
104 responses



- Very Good
- Good
- Satisfactory
- Unsatisfactory

[5] Punctuality of Teachers in taking classes.

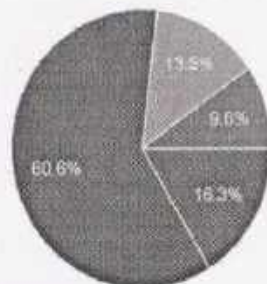
104 responses



- Very Good
- Good
- Satisfactory
- Unsatisfactory

[6] Identification of student's weakness and suggestions to improve by the teachers.

104 responses



- Very Good
- Good
- Satisfactory
- Unsatisfactory


Co-Ordinator
IQAC
Bijni Collage, Bijni


Principal
Bijni College, Bijni

[7] Encouragement by the teachers to participate In Extracurricular activities.

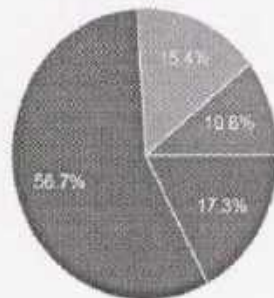
104 responses



- Very Good
- Good
- Satisfactory
- Unsatisfactory

[8] Percentage of teachers using ICT tools like LCD Projector, Multimedia etc. in teaching.

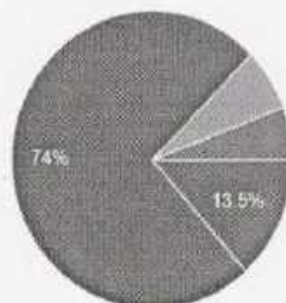
104 responses



- Very Good
- Good
- Satisfactory
- Unsatisfactory

[9] Fairness of the internal evaluation process.

104 responses



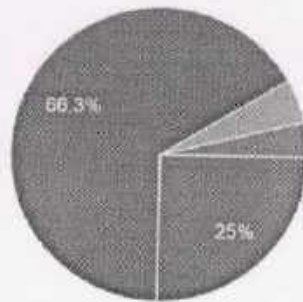
- Very Good
- Good
- Satisfactory
- Unsatisfactory


Co-Ordinator
IQAC
Bijni College, Bijni


Principal
Bijni College, Bijni

[10] Ability of Teachers to communicate.

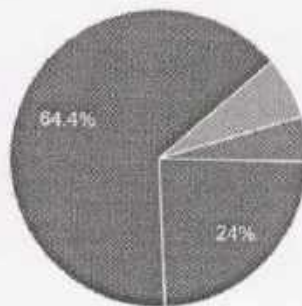
104 responses




- Very Good
- Good
- Satisfactory
- Unsatisfactory

[11] Overall experience with internal assessments (Assignment, Presentation etc.)

104 responses



- Very Good
- Good
- Satisfactory
- Unsatisfactory


Co-Ordinator
IQAC
Bijni College, Bijni


Principal
Bijni College, Bijni

BIJNI COLLEGE OF ARTS AND SCIENCE

BIJNI COLLEGE, BIJNI, CHIRANG DISTRICT

ASSAM, INDIA

783390

www.bijnicollege.ac.in

**TEACHERS FEEDBACK ANALYSIS REPORT
(2022-2023)**

Submitted To

INTERNAL QUALITY ASSURANCE CELL (IQAC)

BIJNI COLLEGE, BIJNI

Email: iqacbijnicollege@gmail.com

TEACHERS FEEDBACK**Total Responses: 18**

% OF FEEDBACK ANALYSIS (2022-2023)						
Sl No	Parameters	Very Good	Good	Fair	Satisfactory	Unsatisfactory
1	[a] The syllabi is appropriate to programmed /courses	22.2	44.4	NC	27.8	NC
2	[b] Curriculum is based on the needs of the stakeholders	27.8	38.9	NC	22.2	NC
3	[c] Syllabi has applicability /relevance to current Global scenarios	33.3	22.2	11.1	27.8	NC
4	[d] Continuous Assessment Test and Seasonal examinations are conducted regularly well in time with proper coverage of all units in the syllabus	55.6	27.8	NC	11.1	NC
5	[e] The course curriculum has good balance between theory and practical	33.3	27.8	NC	33.3	NC
6	[f] Availability of infrastructural facilities such as faculty rooms, class rooms, reading rooms and hygienic washrooms/ Toilets in the department	16.7	16.7	11.1	22.2	33.3
7	[g] Number of prescribed & reference books available in the Library	16.7	38.9	NC	22.2	22.2
8	[h] Provisions for professional development is fair	16.7	50	11.1	16.7	NC
9	[i] Institute provides adequate support for projects and research facilities	11.1	27.8	NC	27.8	33.3
10	ANY OTHER COMMENT					

NC = No Comment

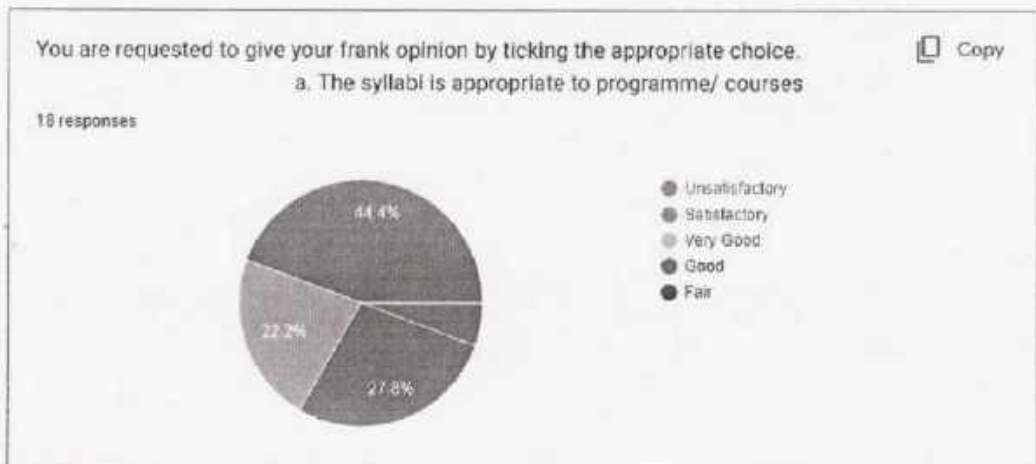

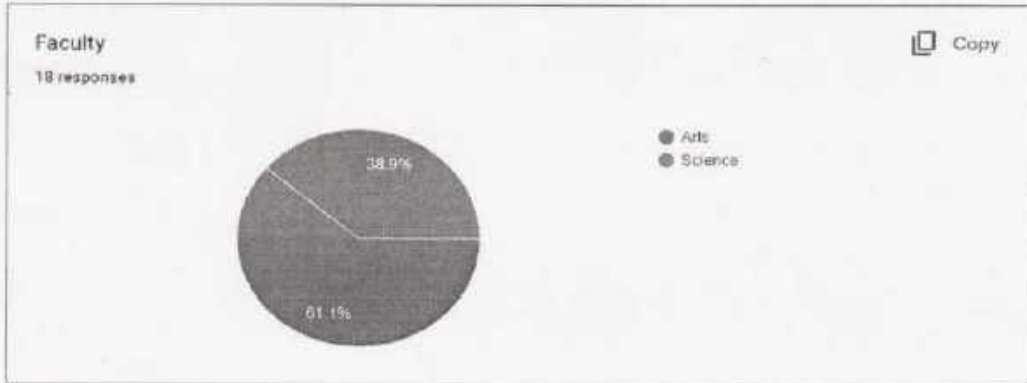
IQAC Coordinator


Co-Ordinator
IQAC
Bijni College, Bijni

Principal


Principal
Bijni College, Bijni

Faculty Feedback 2022-23



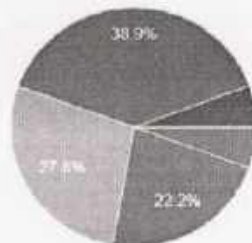

Co-Ordinator
IQAC
 Bijni College, Bijnor


Principal
Bijni College, Bijnor

b. Curriculum is based on the needs of the stake Holders

 Copy

18 responses

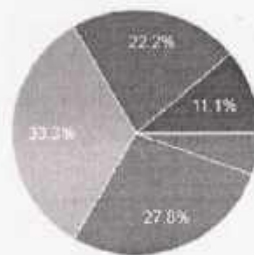


- Unsatisfactory
- Satisfactory
- Very Good
- Good
- Fair

c. Syllabi has applicability/relevance to current Global scenarios

 Copy

18 responses

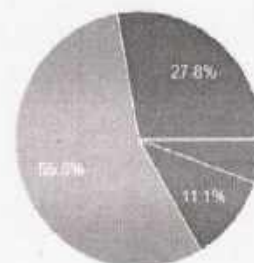


- Unsatisfactory
- Satisfactory
- Very Good
- Good
- Fair

d. Continuous Assessment Test and Sessional examinations are conducted regularly well in time with proper coverage of all units in the syllabus

 Copy

18 responses



- Unsatisfactory
- Satisfactory
- Very Good
- Good
- Fair

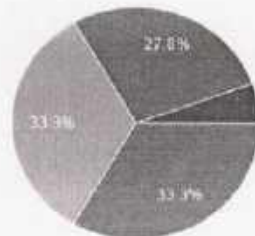

Co-Ordinator
IQAC
Bijni College, Bijni


Principal
Bijni College, Bijni

e. The course curriculum has good balance between theory and practical


 Copy

18 responses




● Unsatisfactory
● Satisfactory
● Very Good
● Good
● Fair

f. Availability of infrastructural facilities such as Faculty rooms, class rooms, reading rooms and Hygienic washrooms/ Toilets in the Department

 Copy

18 responses

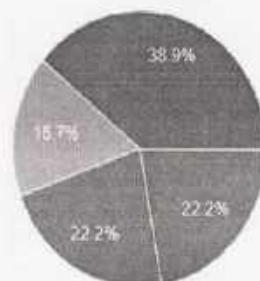


● Unsatisfactory
● Satisfactory
● Very Good
● Good
● Fair

g. Number of prescribed & reference books available in the Library

 Copy

18 responses



● Unsatisfactory
● Satisfactory
● Very Good
● Good
● Fair

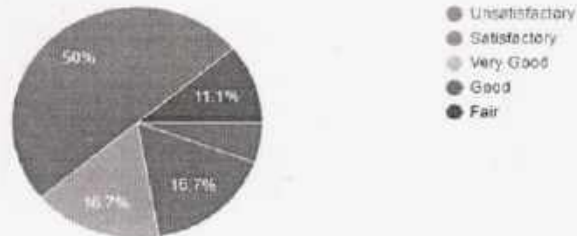

Co-Ordinator
IQAC
Bijni College, Bijni


Principal
Bijni College, Bijni

h. Provisions for professional development is fair

Copy

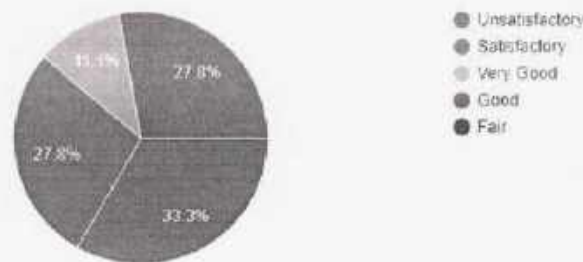
18 responses



i. Institute provides adequate support for Projects and research facilities

Copy

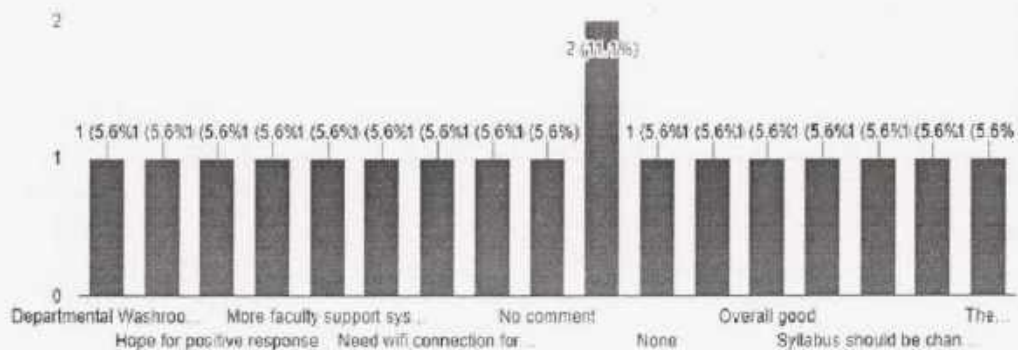
18 responses



ANY OTHER COMMENT

Copy

18 responses



Co-Ordinator
IQAC
Bijni College, Bijni

Principal
Bijni College, Bijni